


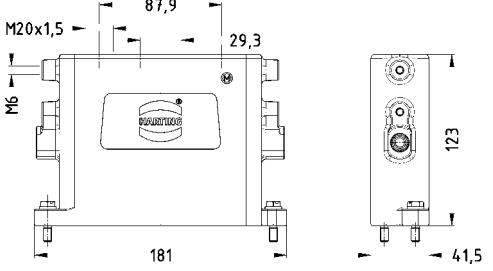

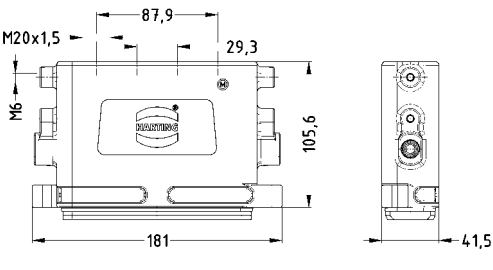

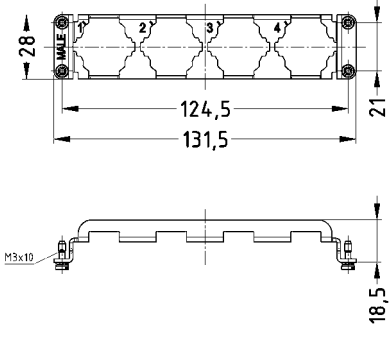

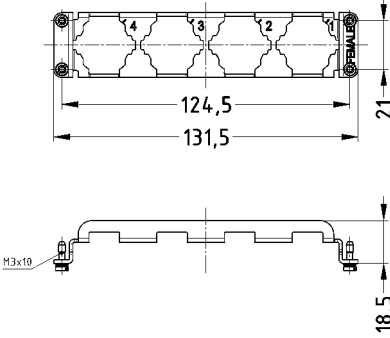


Features

- Compact and flat design, thereby space-saving hood and housing
- Optimised for up to 4 x Han® HC Modular 250 contacts
- Proven characteristics of Han® HPR hood and housing series
- Variable installation possibilities due to separate mounting panels
- External PE termination on hood and surface mounted housing

Technical characteristics

Specifications	DIN EN 61984 DIN EN 60664-1
Hoods	
Material	aluminium die-cast
Colour	RAL 9005 (black)
Surface	
- top coat	powder coated
Locking element	
- Screw locking	M6
- Material	stainless steel
- Tightening torque	4 Nm
Hoods/housings seal	NBR
Tightening torque external PE connection	15 Nm
Frame	
Material	stainless steel
Number of contacts	4 pin for Han® HC Modular 250
Tightening torque fixing screw	0.5 Nm
Mounting panels	
Material	stainless steel
Tightening torque fixing screw	6 Nm
Limiting temperatures	-40 °C ... +125 °C
Protection degree acc. DIN EN 60529 in locked position	IP66 / IP68 / IP69K
Electrical data acc. to DIN EN 61984 for Han® HC Modular 250	250 A 2000 V 12 kV 3
Rated current	250 A
Rated voltage	2000 V
Rated impulse voltage	12 kV
Pollution degree	3

Identification	Part number	Cable entry	Drawing	Dimensions in mm
<p>Han® 22 HPR slim</p> <p>Hood top entry</p> 	19 40 022 0470	4 x M20		
<p>Han® 22 HPR slim</p> <p>Surface mounted housing top entry</p> 	19 40 022 0970	4 x M20		
<p>Frame for male inserts</p> <p>Han® HC Modular 250 4 pins</p> 	09 40 022 9901	-		
<p>Frame for female inserts</p> <p>Han® HC Modular 250 4 pins</p> 	09 40 022 9902	-		

Identification

Part number

Drawing

Dimensions in mm

Mounting panels

Set of 2 pieces



09 40 022 9920

