
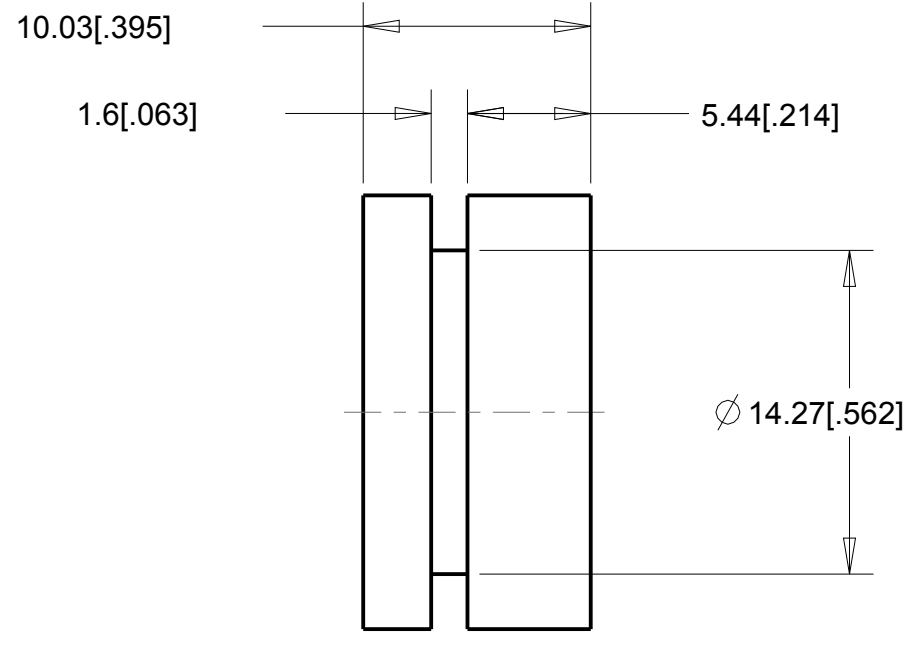
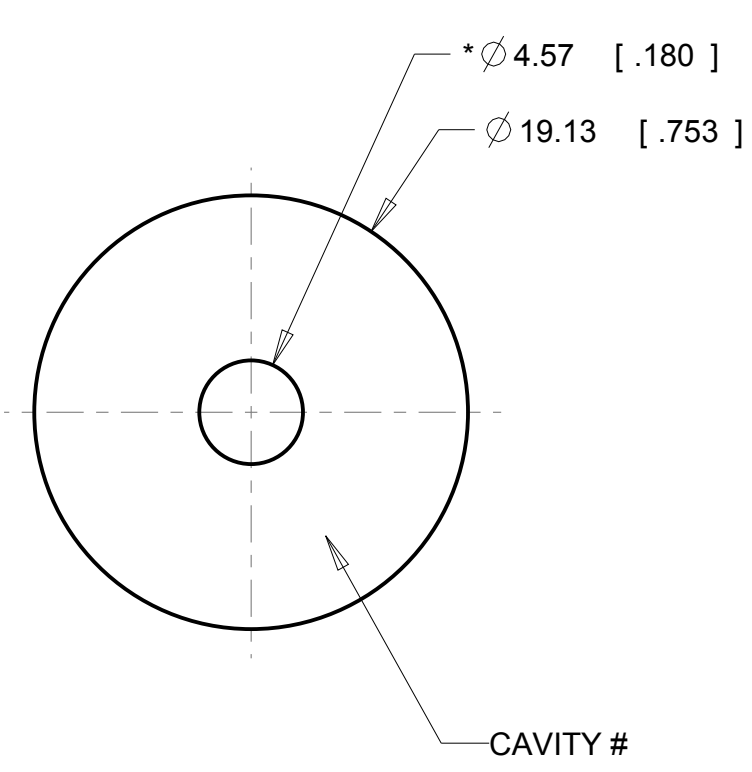




REVISIONS				
DRAWN	REV	DESCRIPTION	DATE	APPROVED
	00	ORIGINAL	10-26-98	DC
KP/TC	01	UPDATED FORMAT, NOTES, TOLERANCES, ADDED WEIGHT, CAVITY LOCATION, AND -X TO NAMING CONVENTION.	9-8-11	MS



- 3. MAX DRAFT: 2° .
- 2. CRITICAL DIMENSIONS SHALL HAVE Cpk VALUE >= 1.33 WITH ONGOING SPC DATA REQUIRED.
- 1. CRITICAL DIMENSIONS ARE MARKED WITH "***".

NOTES:

G-511-3	C-1100
G-511-2	C-1105
G-511-1	C-1002
G-511-C8002	C-8002
G-511-C8001	C-8001
G-511-C8012	C-8012
PART NUMBER	MATERIAL

RANGE	TOL
0<DIM<=2 [0.078]	± 0.15 [.006]
2 [0.078]<DIM<=25 [0.98]	± 0.25 [.010]
25 [0.98]<DIM<=50 [1.969]	± 0.4 [.016]
50 [1.969]<DIM	± 0.6 [.024]

UNLESS OTHERWISE SPECIFIED UNITS ARE: MM [IN] TOLERANCE FOR ANGLES: ±0.0°	MATERIAL: SEE TABLE ON LEFT	AEARO TECHNOLOGIES LLC * a 3M company		
	ALLOWABLE FLASH: .12MM [.005]	QUALITY CONTROL: MUST COMPLY WITH E-A-R SPECIALTY COMPOSITES SUPPLIER QUALITY MANUAL REQUIREMENTS	TITLE GROMMET - SYMMETRIC, NON-RIBBED	
GATE: ±.25MM [.010]	NOTES: ANY FEATURE NOT DIMENSIONED IN PRINT MUST BE VISIBLY PRESENT, UTILIZE 3D CAD FOR CREATION	SIZE B	DRAWING NO. G-511-X	PAGE NO. 1 OF 1
3.24 GRAM REF				

1

2

3

4

D

D

C

C

B

B

A

A