

Features

- Low Ripple
- Low Loss
- Symmetrical Attenuation

Description

Surface mount, silver (Ag) coated ceramic filter. Developed for use in infrastructure applications.

Weight: 2.0 grams typical

Material: Filter is composed of a ceramic block plated with Ag.

Filter complies with RoHS standards.



Electrical Specifications

Parameter	Frequency MHz	Typical @ 25°C	Specification @ 25°C	Spec over -40°C to +85°C
Passband Iloss	794 - 800	-2.3	-2.8	-3.0
Passband Ripple	794 - 800	0.4	0.9	1.0
Passband Return Loss @ Port 1	794 - 800	-14.0	-12.0	-12.0
Passband Return Loss @ Port 2	794 - 800	-14.0	-12.0	-12.0
Attenuation	770 - 776	-51.0	-48.0	-48.0
Power into any port		1 Watt max		

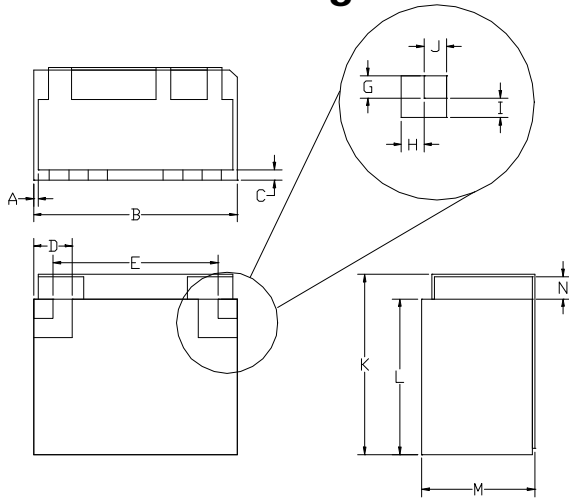
Note: Supplier shall test each filter to the critical electrical specifications of the above table. Any subsequent audits may deviate from in value due to measurement repeatability among different test systems. Such deviations shall not exceed the following limits:

Specification Allowance	
Insertion Loss	0.1 dB
Return Loss	1.0 dB
Stopbands	1.0 dB

*This product is covered by one or more of the following U.S. and foreign patents including: US 4,692,726;US 4,742,562; US 4,800,348;US 4,829,274;US 5,146,193;EP 0573597;DE 0573597;FR 0573597;JP 508149/92;KR 142171;US 5,162,760;US 5,218,329;US 5,250,916;US 5,327,109;US 5,488,335;CA 2114029;FR 9306297;GB 2273393;JP 3205337;KR 115113;CN 93106228.4;US 5,512,866;EP 0706719;DE 0706719;FR 0706719;GB 0706719;CN 95190359.4;US 5,602,518;US 5,721,520;US 5,745,018;EP 0910875;DE 0910875;DK 0910875;FR 0910875;GB 0910875;IE 0910875;JP 505182/98;KR 10-323013;US 5,994,978;US 6,462,629;CN 00810420.4;US 6,559,735;US 6,650,202;US 6,834,429. Other US and foreign patents pending.

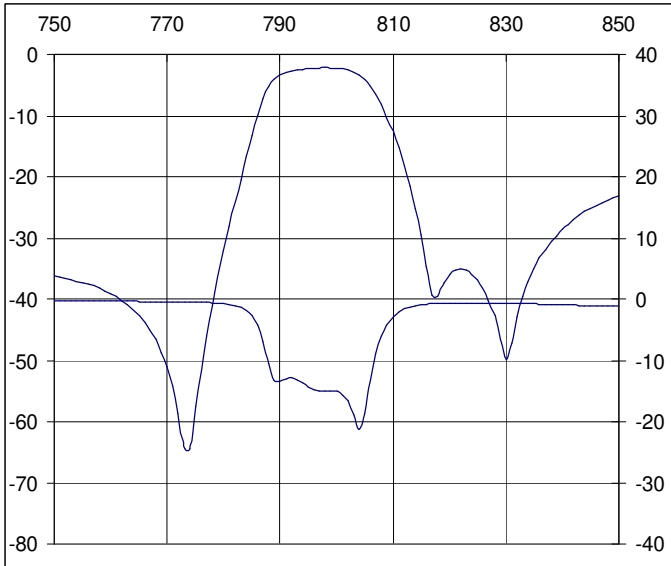
CTS Corporation 2006 reserves all copyrights in the layout, design and configuration of the patterns on this product.

Mechanical Drawing

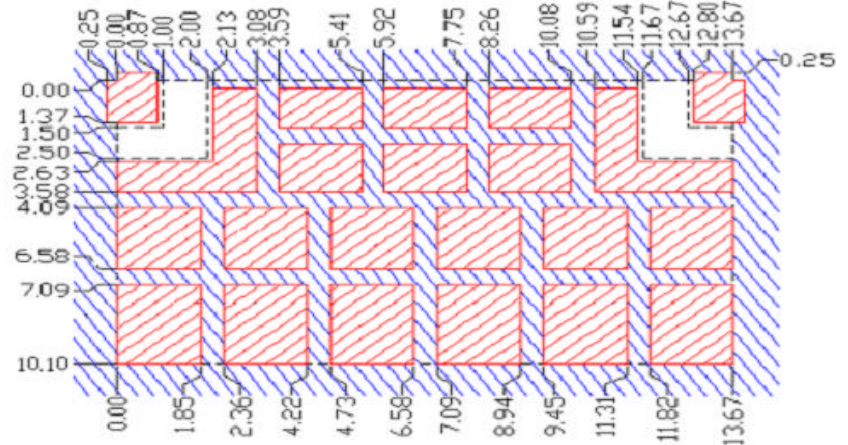


Dim	Nominal (mm)	Tolerance (mm) +/- or max
A		
B	13.67	max
C		
D	2.0	0.13
E	11.6	0.13
F		
G	1.50	0.13
H	1.00	0.13
I	1.00	0.13
J	1.00	0.13
K	11.0	max
L	10.1	max
M	6.3	max
N	0.8	max

Electrical response



PCB Layout

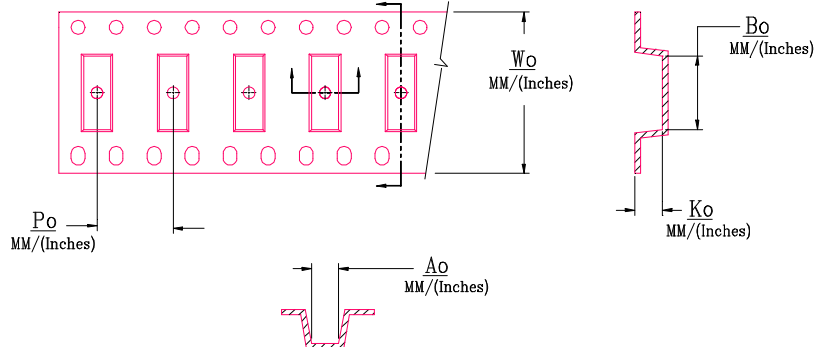
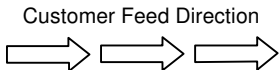


- Filter Outline
- Exposed Conductor
- Solder Resist Over Dielectric
- Solder Resist Over Conductor

Packaging and Marking

DIMENSION	UNITS	SPECIFICATION
REEL DIAMETER	mm	330
REEL WEIGHT	kg	1.7
REEL QUANTITY	ea.	500

CTS
513
YWW



W_o	A_o	B_o	K_o	P_o
Inches/mm	Inches/mm	Inches/mm	Inches/mm	Inches/mm
0.945"/24	0.550"/13.97	0.445"/11.3	0.260"/6.6	0.787"/20.00