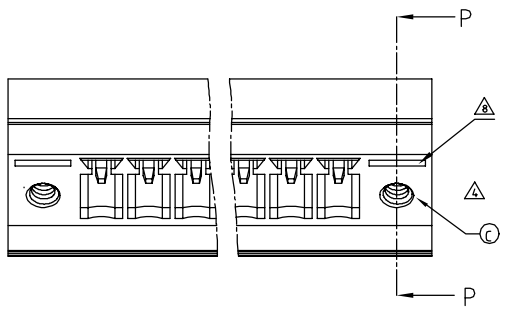


SIGN	DATE	DESCRIPTION	APPROVER
△	8/07'06	Added VDE standard	Liang ren song
△	1/27'07	Soldering temperature changed from 245°C to 250°C	Tony
△	6/19'08	Operating temperature is changed	Marvin
△	6/19'08	With flange is changed	Marvin
△	10/27'09	The material is changed from Brass to Copper	Jacke
△	04/07'11	The design is changed	Chen Bo
△	04/28'12	Flange Nut is changed	Guoxue
△	12/04'12	Update the drawing	Chen Bo

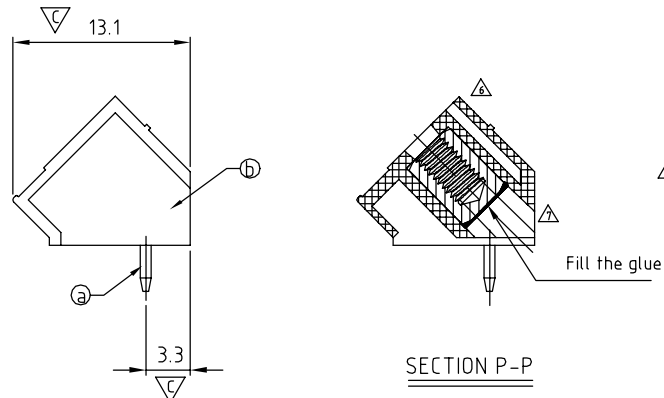
THIS IS CAD DRAWING, DO NOT REVISE MANUALLY!!!



Material:

- △ ● Item ③ Male contact pin: Copper Tin plated
- Item ④ Terminal(housing): Thermoplastic (UL94V-0)
- Item ⑤ With flange nut: Brass ,M2.5

- △ Electrical: cULus /VDE
- Voltage rating: 300V/300V
- Current rating: 8A/10A
- Withstanding Voltage: 1.6 KV/2.5KV
- △ ● Operating temperature: -40°C to +115°C
- △ ● Soldering temperature: 260°C±5°C/5 Sec
- Safety Approval:
- Critical dimension: ▽

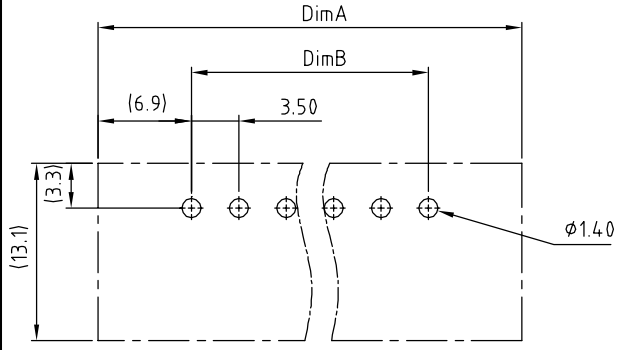
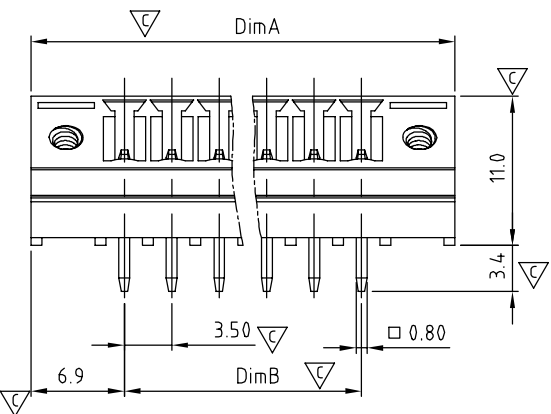


VK xx 1 2 x 0 xxxx G

No. OF POLES
02: 2 POLES
:
24: 24 POLES

COLOR
0 Black (RAL9005)
2 Red (RAL3001/D)
3 Orange(RAL2011/P)
4 Yellow(RAL1018/A)
5 Green(RAL6018/T)
6 Blue (RAL5015/A)
8 Grey(RAL7035/D)

G RoHS compliant (lead<4%)
In copper Alloy
0000: "@ " Logo
000A: "ANYTEK" Logo
Any special item by customer request.
please contact sales department.



DimA=(N-1)×3.5+13.8
DimB=(N-1)×3.5
N=NUMBER OF POLES

POLES	TOL
2p-6p	+0.10/-0.10
7p-12p	+0.15/-0.15
13p-18p	+0.20/-0.20
19p-24p	+0.30/-0.30

ANYTEK

CUSTOMER COPY

ALL RIGHTS RESERVED. REPRODUCTION OR ISSUE TO THIRD PARTIES IN ANY FORM WHATEVER IS NOT PERMITTED WITHOUT WRITTEN AUTHORITY FROM THE PROPRIETOR. PROPERTY OF ANYTEK TECHNOLOGY CO., LTD

TITLE		VK - 3.5mm Series (with flange)		DWG NO.		8VK0002	
PART NO.		VKxx12x0xxxxG		CUST NO.			
APPROVED	CHECKED	DESIGNED	DRAWN	Tolerance			
		Chen Bo 12/04'12	Chen Bo 12/04'12	UNIT: mm SCALE: NONE		X. ±0.50	
						X.X ±0.30	
SHEET: 01/01				REV.: J		X.XX ±0.10	
						X° ±1°	