

1-1939760-0 ✓ ACTIVE




[Dynamic Series](#) | [Dynamic 1000 Series](#)

TE Internal #: 1-1939760-0

PCB Mount Header, Horizontal, Wire-to-Board, 10 Position, 2 mm [.079 in] Centerline, Fully Shrouded, Gold, Through Hole - Solder, Dynamic 1000 Series

[View on TE.com >](#)

Connectors > PCB Connectors > PCB Headers & Receptacles > Header Assembly: Wire-to-Board, 3A, Gold or Tin Plated



Connector System: **Wire-to-Board**

Number of Positions: **10**

Number of Rows: **1**

Centerline (Pitch): **2 mm [.079 in]**

PCB Mount Orientation: **Horizontal**

[All Header Assembly: Wire-to-Board, 3A, Gold or Tin Plated \(63\)](#)

Features

Product Type Features

Connector System	Wire-to-Board
Header Type	Fully Shrouded
Sealable	No
Connector & Contact Terminates To	Printed Circuit Board
PCB Connector Assembly Type	PCB Mount Header

Configuration Features

Number of Positions	10
Number of Rows	1
PCB Mount Orientation	Horizontal

Body Features

Primary Product Color	Black
-----------------------	-------

Contact Features



Contact Mating Area Plating Material Thickness	.38 µm[15 µin]
Contact Mating Area Plating Material	Gold
Contact Type	Pin
Contact Current Rating (Max)	3 A

Termination Features

Termination Method to Printed Circuit Board	Through Hole - Solder
---	-----------------------

Mechanical Attachment

Mating Alignment Type	Keyed
Mating Retention	With
PCB Mount Retention Type	Retention Leg
Connector Mounting Type	Board Mount
Mating Alignment	With
PCB Mount Alignment	Without
PCB Mount Retention	With

Housing Features

Housing Material	Polyester GF
Centerline (Pitch)	2 mm[.079 in]

Usage Conditions

Operating Temperature Range	-55 – 105 °C[-67 – 221 °F]
-----------------------------	----------------------------

Industry Standards

UL Flammability Rating	UL 94V-0
------------------------	----------

Packaging Features

Packaging Type	Box, Tube
----------------	-----------

Product Compliance

[For compliance documentation, visit the product page on TE.com>](#)

EU RoHS Directive 2011/65/EU	Compliant
EU ELV Directive 2000/53/EC	Compliant
China RoHS 2 Directive MIIT Order No 32, 2016	No Restricted Materials Above Threshold
EU REACH Regulation (EC) No. 1907/2006	Current ECHA Candidate List: JUNE 2023 (235) Candidate List Declared Against: JUNE 2022 (224)

Does not contain REACH SVHC

Halogen Content

Not Yet Reviewed for halogen content

Solder Process Capability

Wave solder capable to 265°C

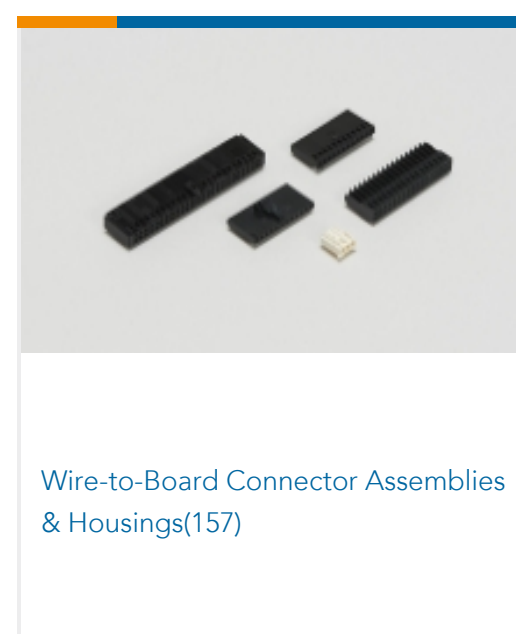

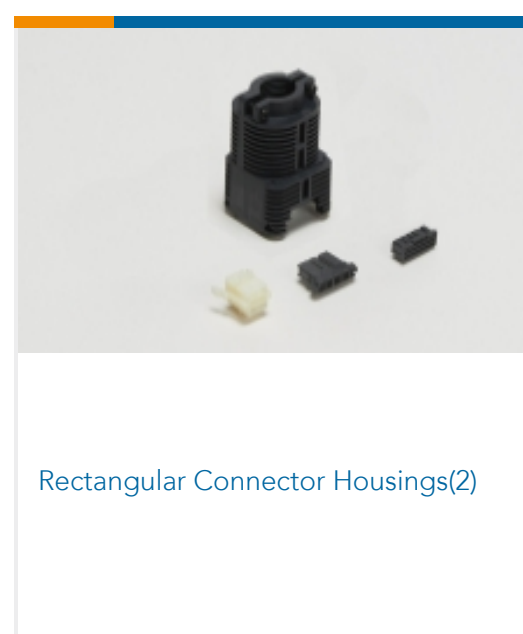
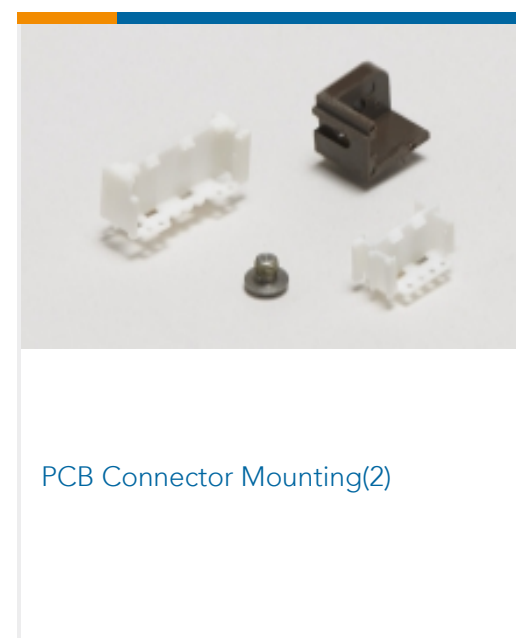
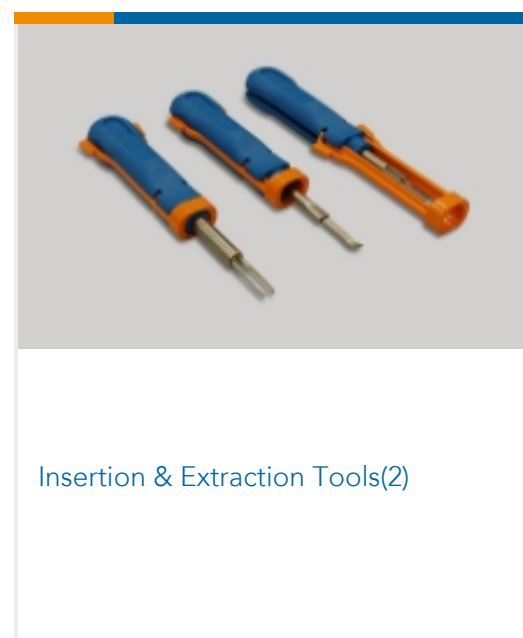
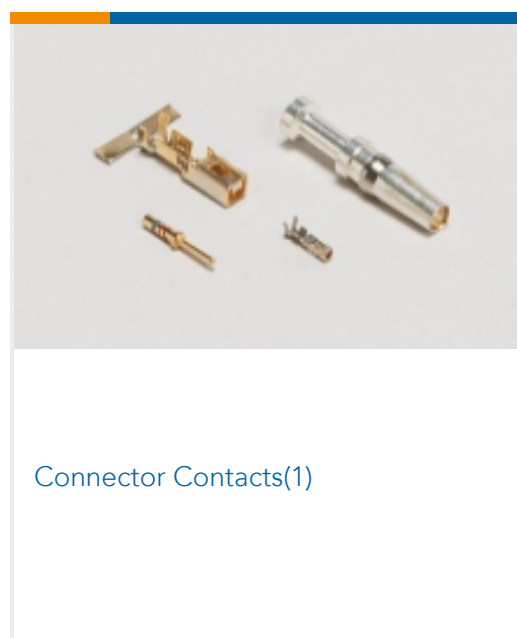
Product Compliance Disclaimer

This information is provided based on reasonable inquiry of our suppliers and represents our current actual knowledge based on the information they provided. This information is subject to change. The part numbers that TE has identified as EU RoHS compliant have a maximum concentration of 0.1% by weight in homogenous materials for lead, hexavalent chromium, mercury, PBB, PBDE, DBP, BBP, DEHP, DIBP, and 0.01% for cadmium, or qualify for an exemption to these limits as defined in the Annexes of Directive 2011/65/EU (RoHS2). Finished electrical and electronic equipment products will be CE marked as required by Directive 2011/65/EU. Components may not be CE marked. Additionally, the part numbers that TE has identified as EU ELV compliant have a maximum concentration of 0.1% by weight in homogenous materials for lead, hexavalent chromium, and mercury, and 0.01% for cadmium, or qualify for an exemption to these limits as defined in the Annexes of Directive 2000/53/EC (ELV). Regarding the REACH Regulation, the information TE provides on SVHC in articles for this part number is based on the latest European Chemicals Agency (ECHA) 'Guidance on requirements for substances in articles' posted at this URL: <https://echa.europa.eu/guidance-documents/guidance-on-reach>

Compatible Parts



Also in the Series | Dynamic 1000 Series





Wire-to-Board Connector Contacts(39)

Customers Also Bought

TE Part #T2051283101-007
HEEE-064-M 65-128TE Part #2842138-7
14P,2MM,BRK HDR,DRV,2.8,0.1AU,
BOXTE Part #1-2314844-6
16P,2MM,B-B,REC,DRV,SM,0.1AU,
TB,W/CPTE Part #2307727-3
3P,2MM,B-B,REC,SRHZ,SM,0.76AUTE Part #7-2176404-0
3550 10M 1%TE Part #1-2176363-3
RQ 0402 576R 0.1% 10PPM 5K RLTE Part #2302488-1
SOC CONN CVRASSY,2POS,
AMPSEAL16,90DEG,MCTE Part #AGC052N00001200000
623 RECEPTACLE ANGLED
ROTATABLETE Part #AGC139N00001100000
623 RECEPTACLE ANGLED
ROTATABLETE Part #8-321891-1
SOLIS R HT 22-16COM22-18MIL 10

Documents

Product Drawings

HDR ASSY (H-TYPE) 10POS X-KEY Au

English

CAD Files

3D PDF

3D

Customer View Model

ENG_CVM_CVM_1-1939760-0_C.2d_dxf.zip



English

Customer View Model

[ENG_CVM_CVM_1-1939760-0_C.3d_igs.zip](#)

English

Customer View Model

[ENG_CVM_CVM_1-1939760-0_C.3d_stp.zip](#)

English

By downloading the CAD file I accept and agree to the [Terms and Conditions](#) of use.

Datasheets & Catalog Pages

[1-1773721-5_DYNAMIC_SERIES_QRG](#)

English

[1-1773732-4_DYNAMIC_SERIES_CATALOG_ENGLISH](#)

Japanese

[1-1773732-4_DYNAMIC_SERIES_CATALOG_ENGLISH](#)

English

Product Specifications

[Application Specification](#)

English

Agency Approvals

[TUV Certificate](#)

English