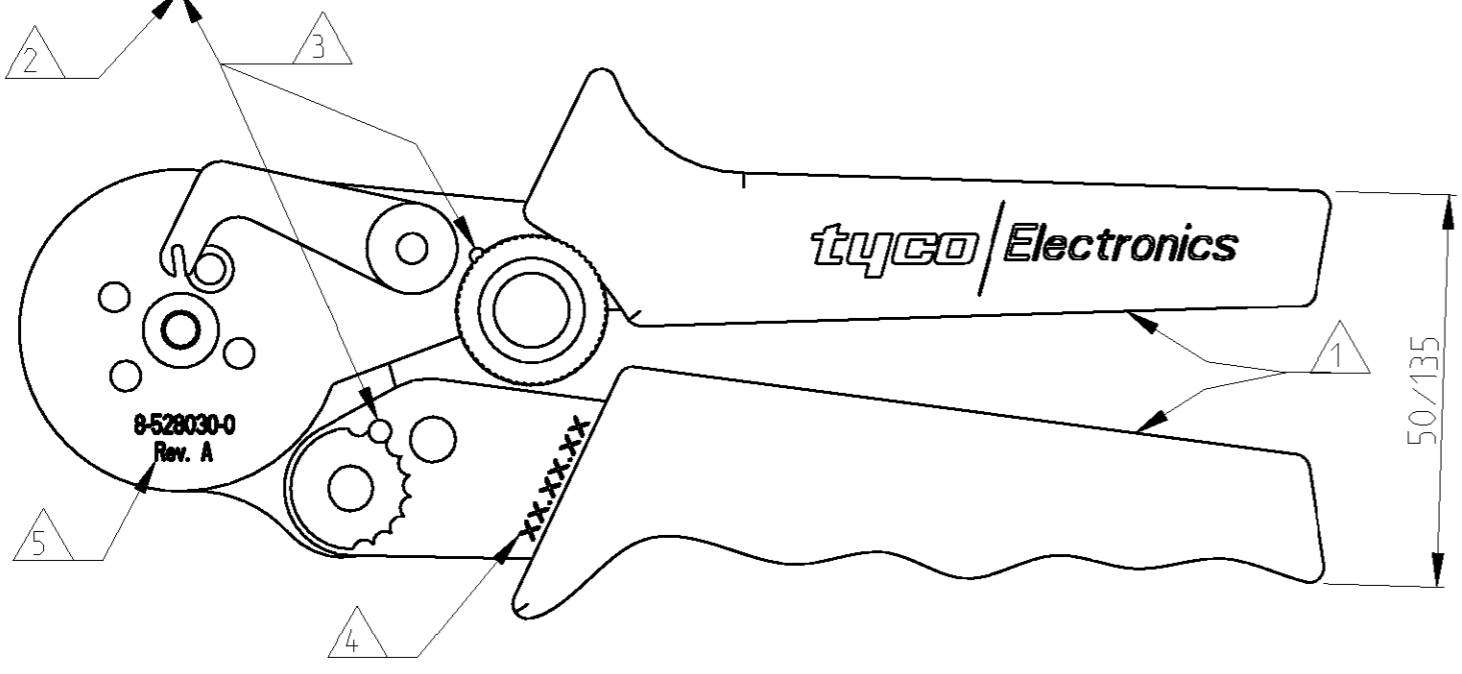
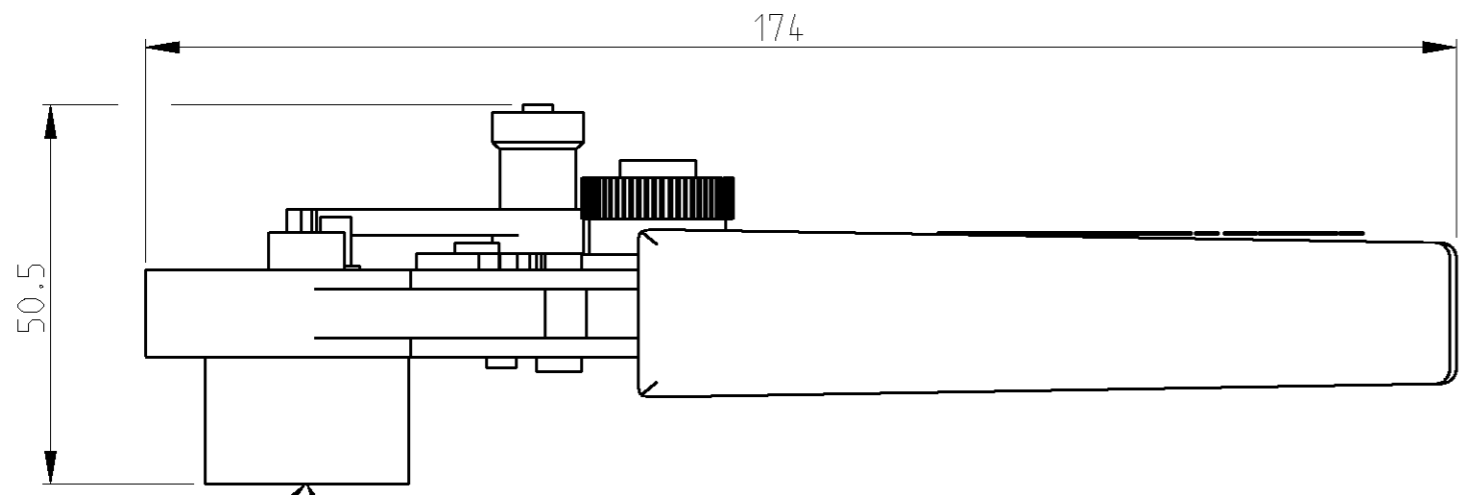


THIS DRAWING IS UNPUBLISHED. RELEASED FOR PUBLICATION 2002  
 © COPYRIGHT 2002 BY TYCO ELECTRONICS CORPORATION. ALL RIGHTS RESERVED.

LOC	DIST	REVISIONS					
		P	LTR	DESCRIPTION	DATE	DWN	APVD
A1	-		A	EG00-0306-03	29JAN2003	witt	-



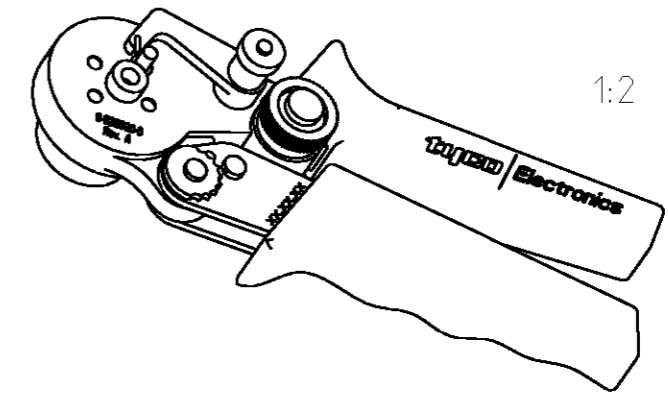
Bedienungsanleitung-Nr. 411-18255  
 Instruction Sheet 411-18255

Für Kontakte PN 1355532-3 Stift  
 PN 1355533-3 Buchse

To apply contacts PN 1355532-3 pin  
 PN 1355533-3 socket

Für Lichtwellenleiter Ø 2,3 mm nach Spezifikation 108-18673  
 For plastic optical fiber cord MOST according to 108-18673

Crimphoehen nach Spezifikation 114-18322  
 Crimp heights according to application spec. 114-18322



- 1 Grifffarbe blau mit Tyco Electronics Logo beschriftet  
Grip colour blue labeled with Logo Tyco Electronics
- 2 Anschlag für Faserrückstand auf nominal 0,06 mm eingestellt  
Positioner for POF end surface adjusted for nominal 0,06 mm
- 3 Mit Siegelack gesichert  
With sealing wax assured
- 4 Produktionsdatum  
Production Data
- 5 Tyco Produktnummer und Revisionsstand  
Tyco Part Number and revision record
- 6 Handzange mit Bedienungsanleitung in Karton verpackt  
Hand tool with instruction sheet in a cardboard box packed

THIS DRAWING IS A CONTROLLED DOCUMENT FOR TYCO ELECTRONICS CORPORATION IT IS SUBJECT TO CHANGE AND THE CONTROLLING ENGINEERING ORGANIZATION SHOULD BE CONTACTED FOR THE LATEST REVISION.		DWN Ch.Witt 29JAN2003	tyco Electronics AMP GmbH D - 64625 Bensheim	
DIMENSIONS: mm		CHK -	NAME MOST FOUR INDENT CRIMP TOOL MOST Vier Punkt Crimpzange	
TOLERANCES UNLESS OTHERWISE SPECIFIED: 0 PLC ± 1 PLC ± 2 PLC ± 3 PLC ± 4 PLC ± ANGLES ±°		APVD -	RESTRICTED TO -	
MATERIAL -		PRODUCT SPEC -	SIZE A3	CAGE CODE 00779
FINISH -		APPLICATION SPEC -	DRAWING NO C=8-528030-0	REV A
		WEIGHT -	SCALE 1:1 SHEET 1 OF 1	
		CUSTOMER DRAWING		