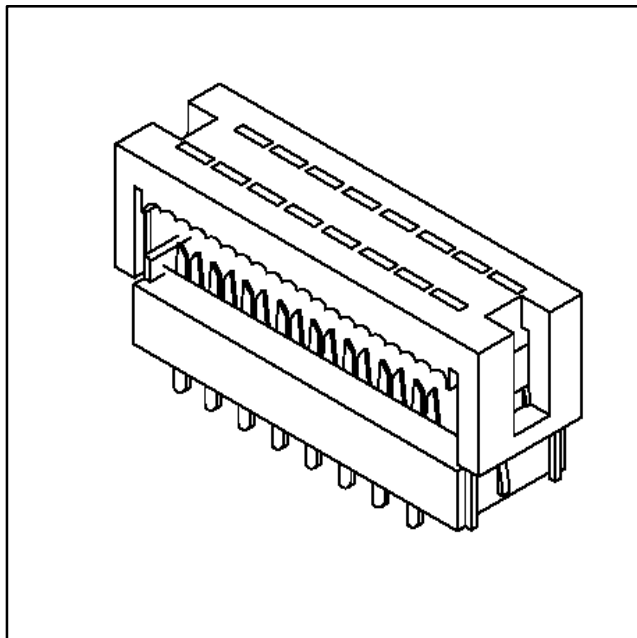


3M™ Pak 100 PCB

.100" × .100" Two Row

994 Series



- Fits standard .100" × .100" header layout
- Uses less board area than 4-row design
- Preassembled cover for fast termination

Date Modified: April 29, 2004

TS-2100-01
Sheet 1 of 3

Physical

Insulation

Material: Glass Filled Thermoplastic

Flammability: UL 94V-0

Color: Black

Contact

Material: Copper Alloy

Plating

Underplating: 50-90 μ" [1.25-2.25 μm] Nickel

U-Slot and Solder Tails: 100-200 μ" [2.5-5.0 μm] [90/10] Tin-Lead

Wire Accommodation: 28 AWG Stranded, PVC insulation, Gray or color-coded construction

Marking: 3M logo

Electrical

Current Rating: 1.0 A

Insulation Resistance: >1,000 MΩ min. at 500 VDC

Withstanding Voltage: 650 VAC for 1 minute

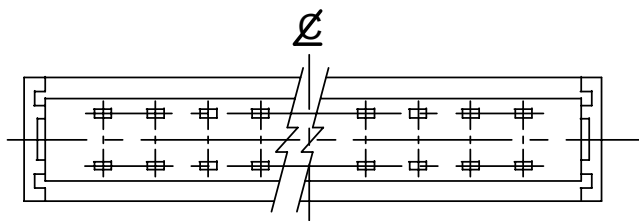
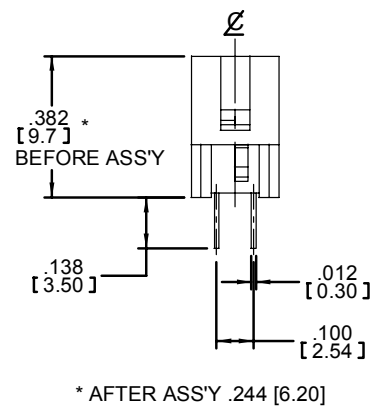
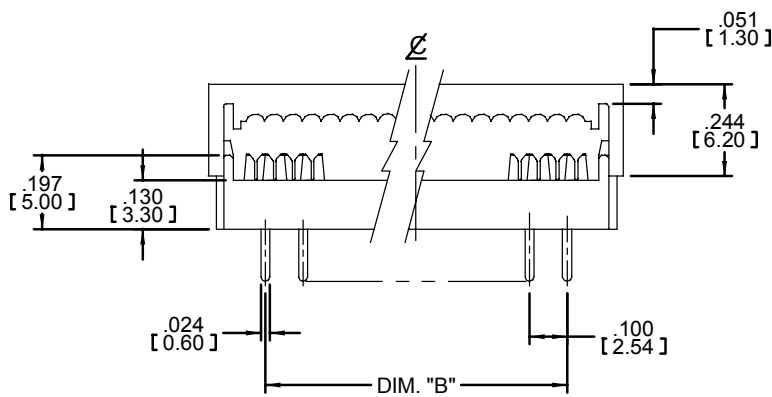
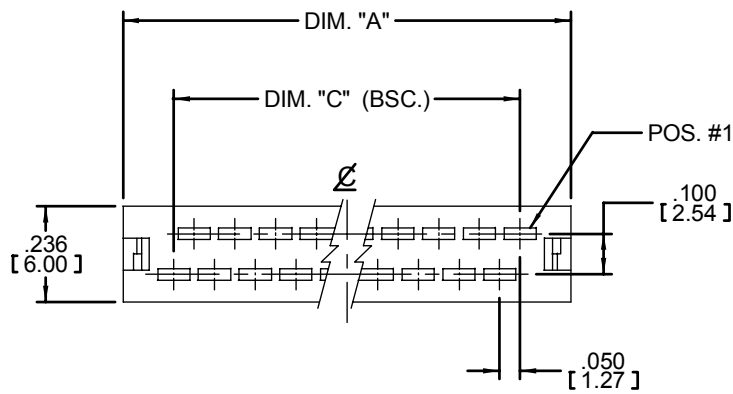
Environmental

Temperature Rating: -55°C to +105°C

UL File No.: E68080

3M
Interconnect Solutions
<http://www.3M.com/interconnects/>

3M is a trademark of 3M Company.
For technical, sales or ordering information call
800-225-5373



Notes:

1. Use locator plate 3443-101R
2. Locator plate 3443-101M requires installation of modification kit to assemble product

Inch
[mm]

Tolerance Unless Noted			
	.0	.00	.000
Inch	± .1	± .01	± .005

[] Dimensions for Reference Only

Ordering Information

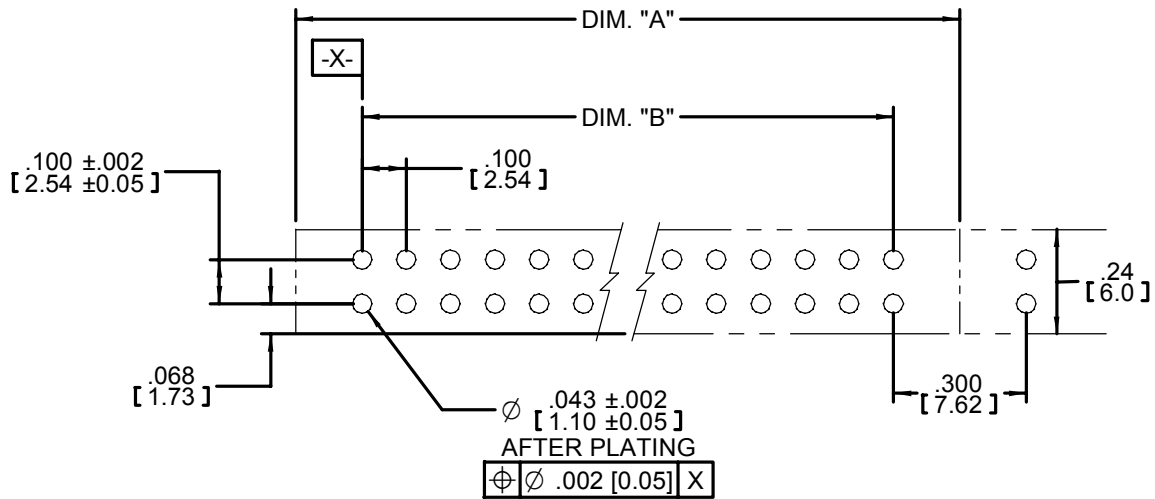
994XX-0016T

Pin Quantity
See table

TS-2100-01
Sheet 2 of 3

Pin Quantity	A	B	C	Pin Quantity	A	B	C
10	0.689	0.400	0.450	30	1.689	1.400	1.450
	[17.50]	[10.16]	[11.43]		[42.90]	[35.56]	[36.83]
14	0.889	0.600	0.650	34	1.889	1.600	1.650
	[22.58]	[15.24]	[16.51]		[47.98]	[40.64]	[41.91]
16	0.989	0.700	0.750	36	1.989	1.700	1.750
	[25.12]	[17.78]	[19.05]		[50.52]	[43.18]	[44.45]
20	1.189	0.900	0.950	40	2.189	1.900	1.950
	[30.20]	[22.86]	[24.13]		[55.60]	[48.26]	[49.53]
24	1.389	1.100	1.150	50	2.689	2.400	2.450
	[35.28]	[27.94]	[29.21]		[68.30]	[60.96]	[62.23]
26	1.489	1.200	1.250	60	3.189	2.900	2.950
	[37.82]	[30.48]	[31.75]		[81.00]	[73.66]	[74.93]

PC Board Footprint



Important Notice

All statements, technical information, and recommendations related to 3M's products are based on information believed to be reliable, but the accuracy or completeness is not guaranteed. Before using this product, you must evaluate it and determine if it is suitable for your intended application. You assume all risks and liability associated with such use. Any statements related to the product which are not contained in 3M's current publications, or any contrary statements contained on your purchase order shall have no force or effect unless expressly agreed upon, in writing, by an authorized officer of 3M.



Electronic Solutions Division

6801 River Place Blvd.
Austin, TX 78726-9000
www.3M.com/esd

Warranty; Limited Remedy; Limited Liability.

This product will be free from defects in material and manufacture for a period of 90 days from the date of purchase. **3M MAKES NO OTHER WARRANTIES INCLUDING, BUT NOT LIMITED TO, ANY IMPLIED WARRANTY OF MERCHANTABILITY OR FITNESS FOR A PARTICULAR PURPOSE.** If this product is defective within the warranty period stated above, your exclusive remedy shall be, at 3M's option, to replace or repair the 3M product or refund the purchase price of the 3M product. **Except where prohibited by law, 3M will not be liable for any loss or damage arising from this 3M product, whether direct, indirect, special, incidental or consequential regardless of the legal theory asserted.**