



specifications



Consumption	Voltage	CRI	Lens	Heat Sink	L70 Hours	Ambient Temp (F)	Power Factor	UL Listing	THD	Beam Angle	Enclosed Fixture Rated
18 W / 12W / 9W	100 - 277 V	> 80	clear polycarbonate	aluminum	50,000	-22° - 140°	> 0.9	damp location	< 20%	omni-directional	yes

select your lamp

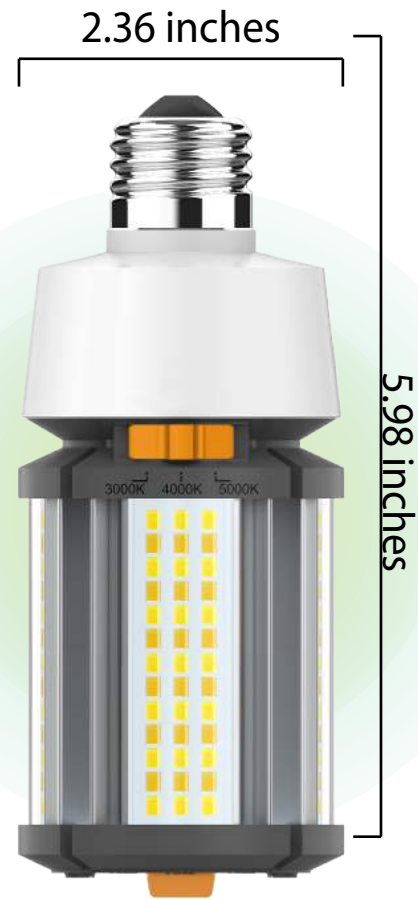
Part Number	Color Temp	Base	Lumen Output	Efficacy
GH-CC-CCT100-PSUL4	30K 40K 50K <small>selectable</small>	E26	2,700	150 lm / W

other

Dimensions	Warranty	Gross Weight	Case QTY
5.98" (L) x 2.36" (D)	6 years	0.57 lbs	16 pcs



- Features**
- 6 year warranty
 - Wattage selectable between 18W / 12W / 9W
 - Color temperature selectable between 3K - 5K
 - Flame retardant
 - Isolated driver for excellent heat dissipation
 - 50,000 hour LED lifespan based on IES LM-80 results and TM-21 calculations
 - Minimum compartment size for enclosed fixtures is 5.98" x 5.98"



Not all product variations listed on this page may be DLC qualified. Visit www.designlights.org/search to confirm qualification.

