

Compact FLASH™

Manual

All Mikroelektronika's development systems feature a large number of peripheral modules expanding microcontroller's range of application and making the process of program testing easier. In addition to these modules, it is also possible to use numerous additional modules linked to the development system through the I/O port connectors. Some of these additional modules can operate as stand-alone devices without being connected to the microcontroller.

Additional board

 **MikroElektronika**

SOFTWARE AND HARDWARE SOLUTIONS FOR EMBEDDED WORLD ...making it simple

Compact FLASH

The Compact FLASH additional board is used to connect a development system to a compact flash memory card.

Key features:

- Parallel communication;
- Pull-up resistors;
- 3.3V or 5V power supply voltage.




Figure 1: Compact FLASH additional board

How to connect the board?

The Compact FLASH additional board can be easily connected to a development system via IDC10 connectors CN1 and CN2 provided on flat cables. The board is connected to a development system port. A compact flash memory card is inserted in the CF1 connector. A LED LD1 marked POWER indicates whether the additional board is connected to a development system or not.

How to use the board?

Data transfer between the compact flash memory card and I/O pins of the microcontroller provided on the development system is performed via parallel communication.

Here you can find examples for the Compact FLASH additional board:

<http://www.mikroe.com/eng/products/view/131/compact-flash-board/>

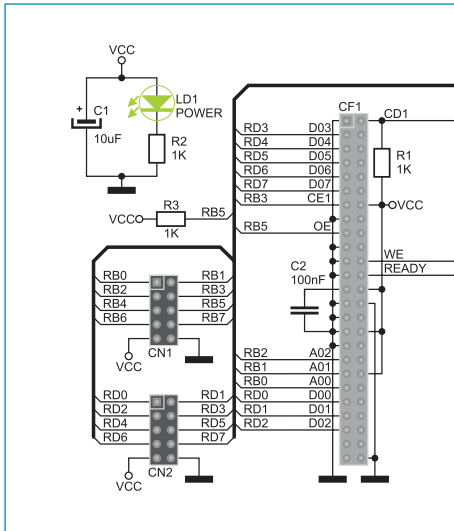


Figure 2: Compact FLASH board connection schematic

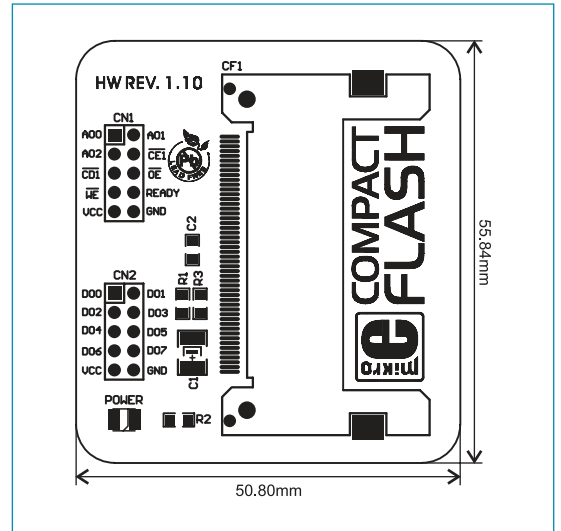


Figure 3: Dimensions of the Compact FLASH board




Figure 4: Compact FLASH connected to a development system



MikroElektronika

SOFTWARE AND HARDWARE SOLUTIONS FOR EMBEDDED WORLD ...making it simple

If you want to learn more about our products, please visit our website at www.mikroe.com

If you are experiencing some problems with any of our products or just need additional information, please place your ticket at www.mikroe.com/en/support

If you have any questions, comments or business proposals, do not hesitate to contact us at office@mikroe.com