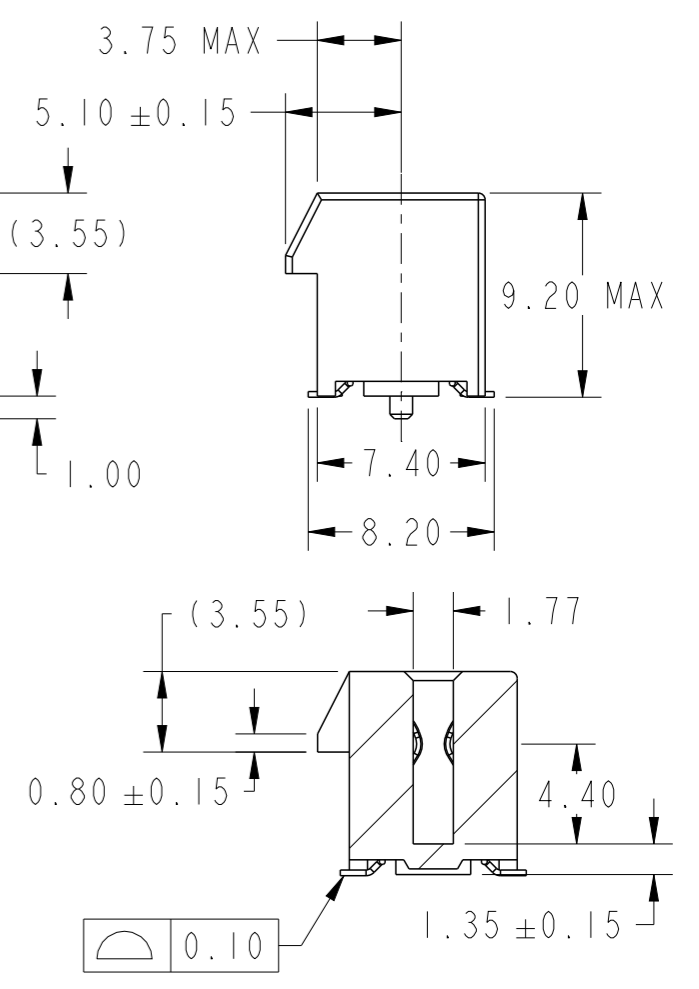
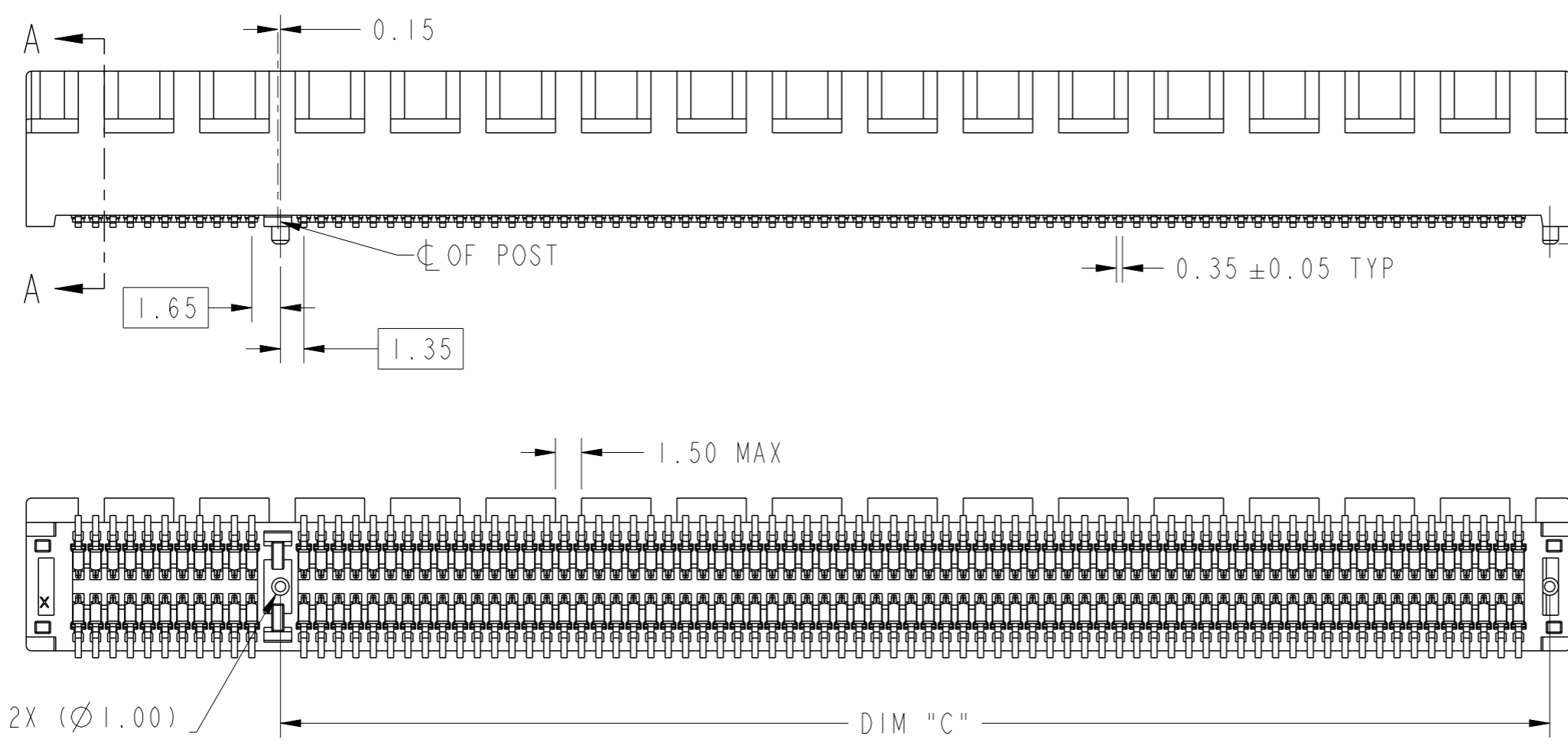
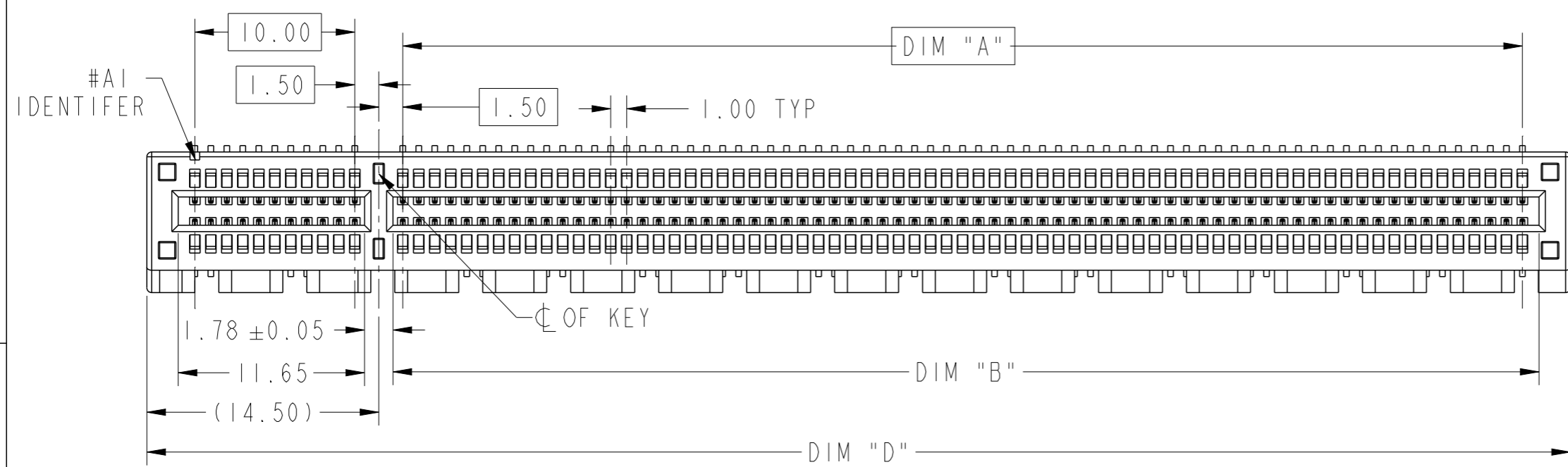


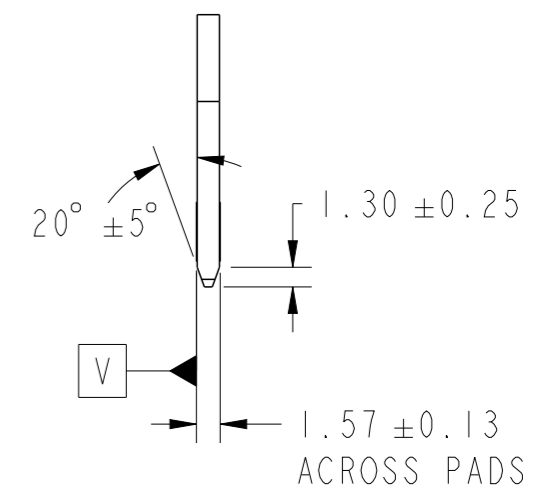
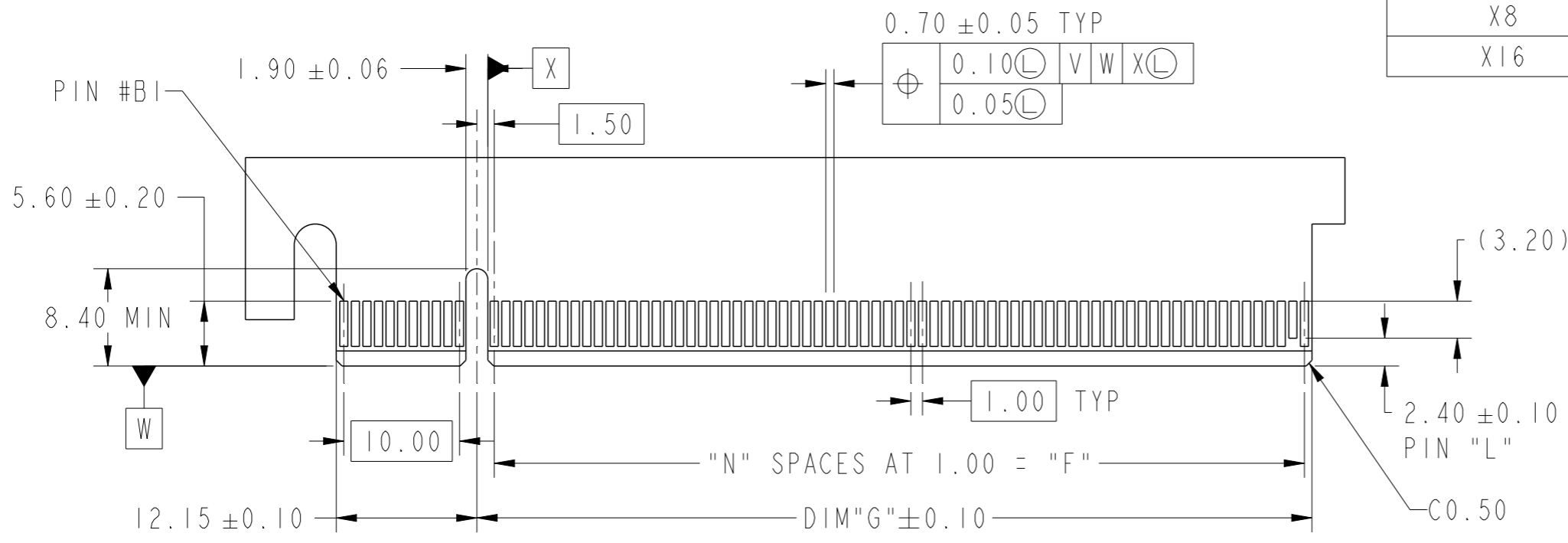
PRODUCT PARTNUMBER
10146788-XXXX0LF



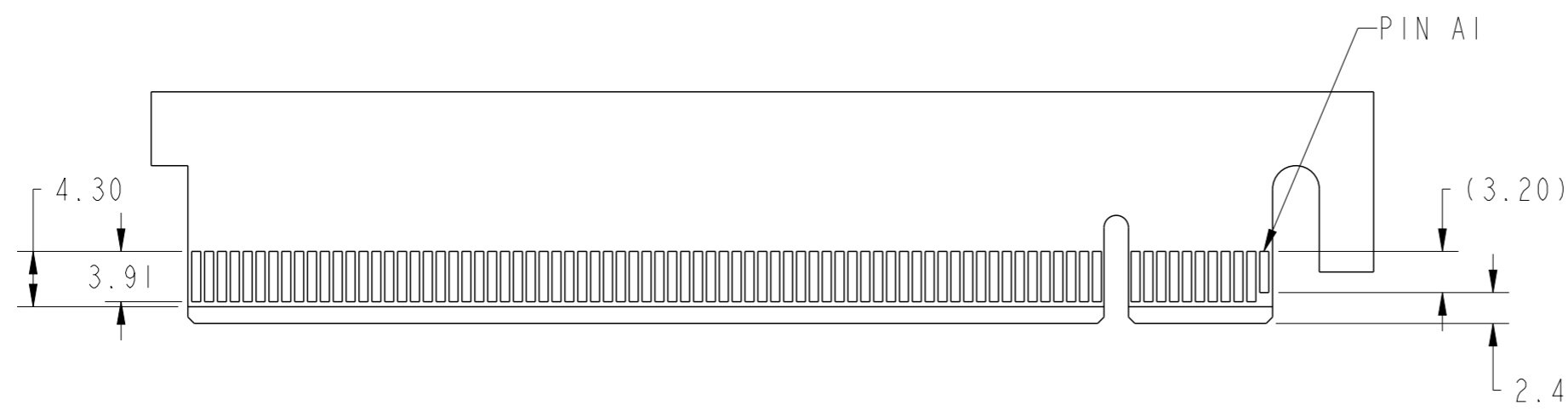
Amphenol FCI
© 2016 AFCI

spec ref	dr	Sandar Soe	2018/04/18	projection	mm	size	A3	scale	1:1
tolerance std	eng	Sandar Soe	2020/07/27			ecn no	ELX-S-37682-1	rel level	Released
ISO 406 ISO 1101	chr	-	-						
surface	appr	Koon-Poh Tay	2020/09/14	MODULE ASSY, PCIE GEN4		dwg no	10146788	rev	B
ISO 1302	TOLERANCES UNLESS OTHERWISE SPECIFIED		linear 0.X ±0.3 0.XX ±0.20 0.XXX ±0.10 angular 0° ±2°		LOW PROFILE, SMT cat. no. -		Product - Customer Drw		sheet 1 of 4

CONNECTOR LINK WIDTH	POSITION	N	DIM "G"	DIM "F"	PIN "L"
X1	36	6	8.15	6.00	B17
X4	64	20	22.15	20.00	B31
X8	98	37	39.15	37.00	B48
X16	164	70	72.15	70.00	B81



← I/O PANEL DIRECTION
PRIMARY (COMPONENT) SIDE



I/O PANEL DIRECTION →
SECONDARY (SOLDER) SIDE

- NO TIE BAR PERMITTED FROM CARD EDGE TO LEADING EDGE OF PAD FOR PIN A1 AND PIN "L".
- CHAMFER EDGES MUST BE FREE OF CUTTING BURRS.
- TOLERANCE : ± 0.13

spec ref	dr	Sandar Soe	2018/04/18	projection	mm	size	A3	scale	1:1
tolerance std	eng	Sandar Soe	2020/07/27			ecn no	ELX-S-37682-1	rel level	Released
ISO 406 ISO 1101	chr	-	-			product family	-		
surface	appr	Koon-Poh Tay	2020/09/14	Amphenol FCI		dwg no	10146788	rev	B
ISO 1302	linear	0.X	±0.3	MODULE ASSY, PCIE GEN4 LOW PROFILE, SMT		cat. no.	-	Product - Customer Drw	sheet 2 of 4
	angular	0°	±2°						

1

2

3

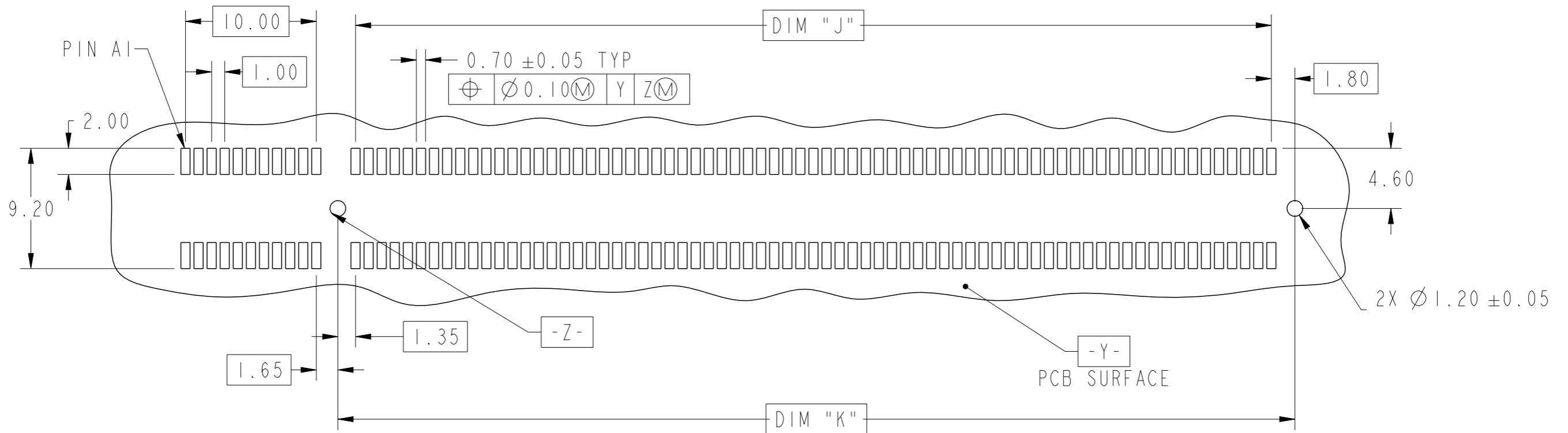
4

A

B

A

B



RECOMMENDED PCB LAYOUT, PAD TYPE

DIMENSIONS						
POSITION	A	B	C ±0.20	D ±0.23	J	K ±0.10
36	6.00	7.65	9.15	25.00	6.00	9.15
64	20.00	21.65	23.15	39.00	20.00	23.15
98	37.00	38.65	40.15	56.00	37.00	40.15
164	70.00	71.65	73.15	89.00	70.00	73.15

spec ref	dr	Sandar Soe	2018/04/18	projection	mm	size	A3	scale	1:1
tolerance std	eng	Sandar Soe	2020/07/27			ecn no		ELX-S-37682-1	
ISO 406	chr	-	-			rel level		Released	
ISO 1101	appr	Koon-Poh Tay	2020/09/14	product family		-			
surface	linear	0.X	±0.3			MODULE ASSY, PCIE GEN4		dwg no 10146788	
		0.XX	±0.20	LOW PROFILE, SMT		rev B			
ISO 1302	angular	0°	±2°	cat. no. -		Product - Customer Drw		sheet 3 of 4	

2

3

PDS: Rev :B

STATUS:Released

Printed: Sep 14, 2020

Amphenol FCI

© 2016 AFCI

PRODUCT NUMBER CODE

10146788- □□□□ 0LF

HOUSING COLOR

1: BLACK

CONTACT PLATING OPTIONS

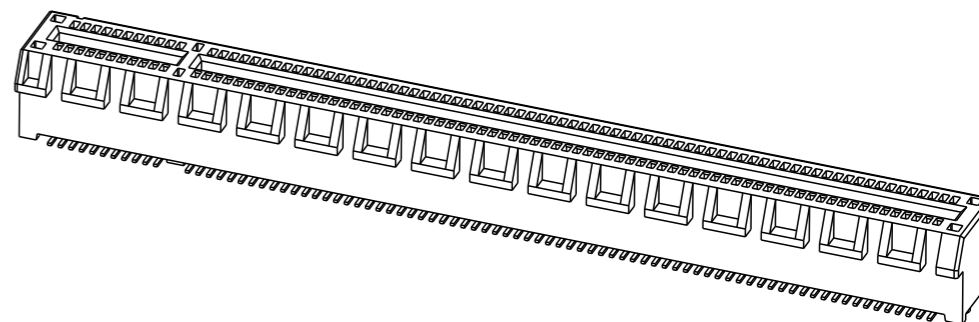
1: 30u" Au
2: 15u" Au

PACKAGING OPTIONS $\triangle B$

M: SOFT TRAY WITH KAPTON TAPE
C: SOFT TRAY WITH PICKUP CAP
Q: HARD TRAY (323X136mm) WITHOUT KAPTON TAPE (164POS)
A: HARD TRAY (323X136mm) WITH KAPTON TAPE (164POS)
X: HARD TRAY (323X136mm) WITH PICK UP CAP (164POS)

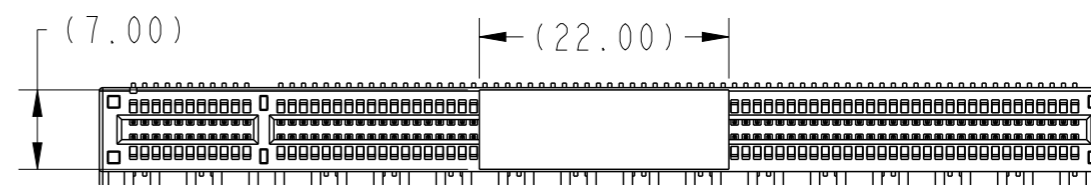
NO. OF POSITION

0: 36 POSITIONS
1: 64 POSITIONS
2: 98 POSITIONS
3: 164 POSITIONS

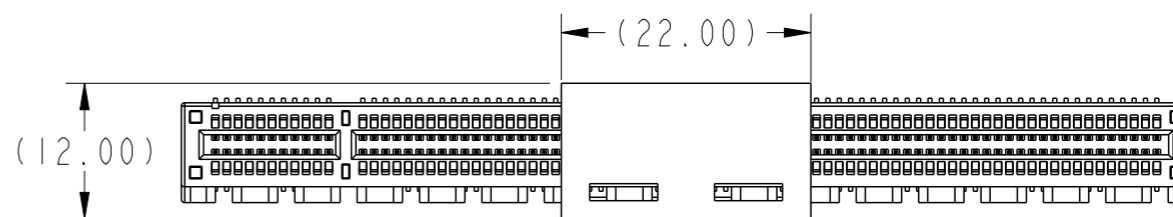
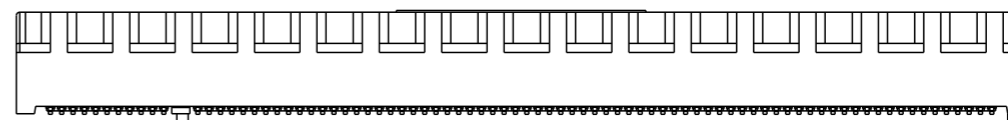


NOTES:

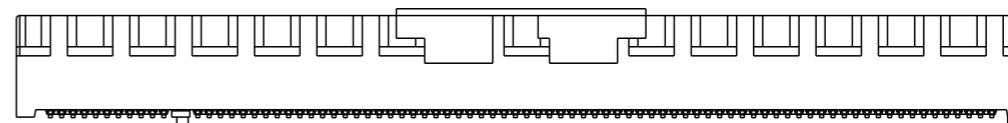
- MATERIAL:
HOUSING: HIGH PERFORMANCE RESINS, UL94V-0
CONTACT: COPPER ALLOY.
METAL PADS: COPPER ALLOY
- PLATING:
CONTACT: UNDERPLATE: 50u" NICKEL OVER ALL.
SOLDER AREA: 100u" TIN (LEAD FREE).
MATING AREA: SEE PRODUCT NUMBER CODE.
- PRODUCT SPECIFICATION: GS-12-1406
- PRODUCT MEETS EUROPEAN UNION DIRECTIVES AND OTHER COUNTRY REGULATIONS AS DESCRIBED IN GS-47-0004.
- DATE CODE "MMDDYYL", MMDDYY IS ASSEMBLY DATE.
L IS AFCI PRODUCTION SITE.
- THE HOUSING WILL WITHSTAND EXPOSURE TO 260° PEAK TEMPERATURE FOR 10 SECONDS IN A CONVECTION, INFRA-RED OR VAPOR PHASE REFLOW OVEN.



164POS WITH KAPTON TAPE



164POS WITH PICKUP CAP



Amphenol FCI

© 2016 AFCI

spec ref		dr	Sandar Soe	2018/04/18	projection	mm	size	A3	scale	3:2
tolerance std		eng	Sandar Soe	2020/07/27			ecn no	ELX-S-37682-1		
ISO 406 ISO 1101		TOLERANCES UNLESS OTHERWISE SPECIFIED			product family	-	rel level	Released		
surface	linear	0.X	±0.3	Amphenol FCI			MODULE ASSY, PCIE GEN4 LOW PROFILE, SMT	dwg no	10146788	rev
		0.XX	±0.20							
		0.XXX	±0.10							
ISO 1302	angular	0°	±2°	cat. no.	-	Product - Customer Drw	sheet 4 of 4			