

SPECIFICATIONS:


Insulation Resistance: 500MΩ min. at 500V DC
 Withstanding Voltage: 250Vrms for 1min
 Voltage Rating: 5Vrms DC
 Current Rating: 0.5A
 Contact Resistance: 100mΩ max. at 20mV max.
 Operating Temp.: - 25°C ~ +85°C
 Mating Cycle: 5,000 times

PART NUMBER:

FUS006-8500-0

Series Name
6 Pins Micro SIM Card Connector

AUTOMOTIVE COMPLIANT



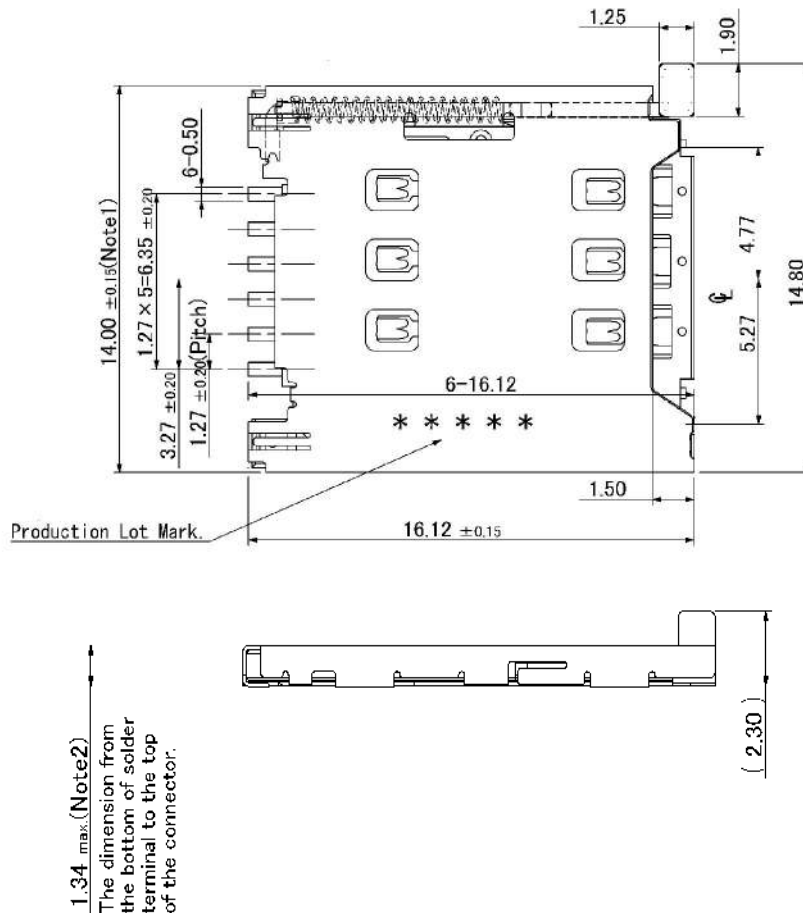
MATERIALS AND FINISH:

- Contacts: PB
- Metal Shell: Stainless Steel
- Lever: Stainless Steel
- Insulator: LCP

FEATURES:


- Automotive Grade Performance
- High impact and vibration resistance
- Dual-Point Contact provides wiping actions and different vibrating frequency against contact area to ensure quality connection.
- RoHS and REACH Compliant

OUTLINE DIMENSIONS (mm):

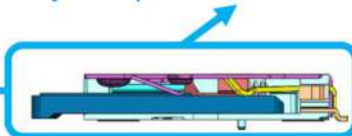


Yamaichi Card Connectors Automotive Grade Designs Highlight

Card Fly-Out Stopper Design





Connector cross-section view
Card fly-out prevention contacts



When ejected, Memory & SIM cards' ejection speed are reduced by the stopper contacts to prevent unexpected flyout motion.

Example: PJS008-2005-0-VE


Dual-Point Contact Design



Dual-Point Contacts allow single pin to have different contact forces and lengths to avoid disconnection caused by external vibration's resonance issue


Example: FPS009-4200-0

Push-Lock Latch Design



Spring-loaded latch is pushed back

SIM Card Insertion Direction



Latch returns to position and locks in

SIM Card is fully inserted

Spring-loaded latch is pushed aside when card is in insertion motion. Once the insertion process is completed, the latch returns to its original position and securely locks the card in place to guarantee connection.

Example: FMS006-2340-0-VE