

8-215079-8 ✓ ACTIVE

Micro-MaTch | Micro-MaTch Industrial

TE Internal #: 8-215079-8

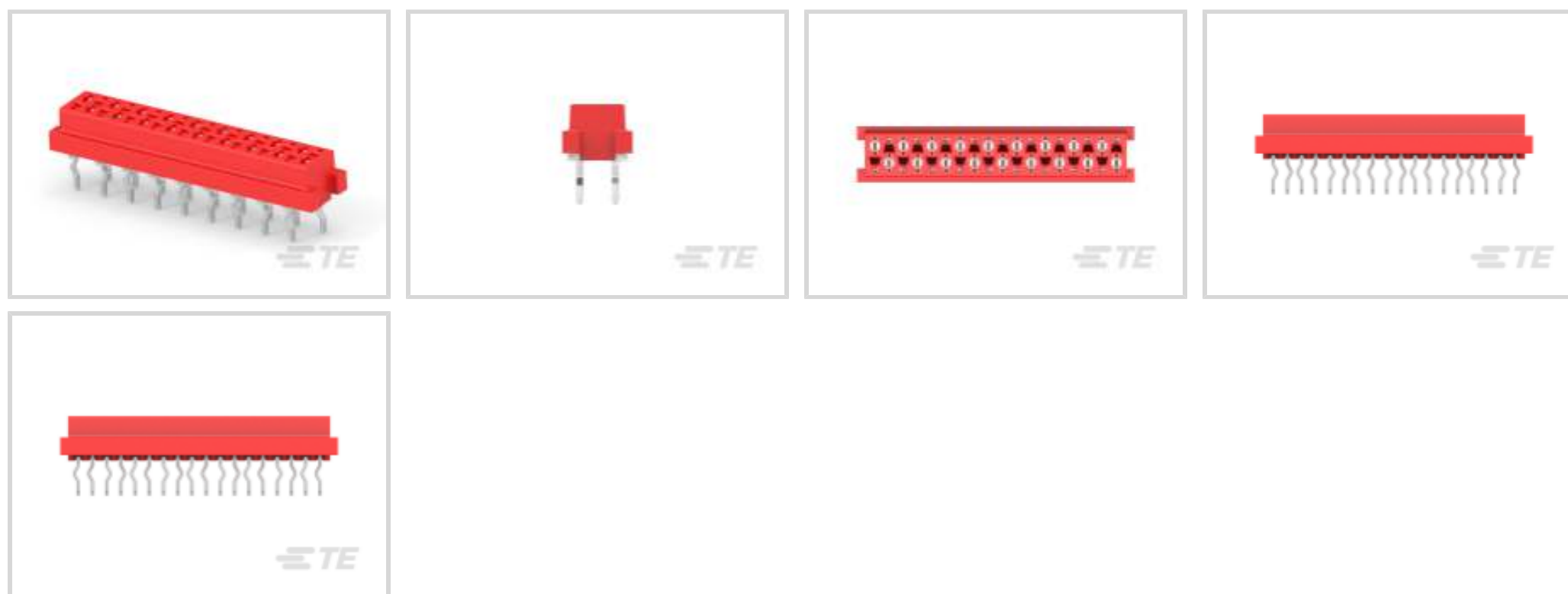
Ribbon Cable Connectors, Board-to-Board, 18 Position, 1.27 mm [.05 in] Centerline, Vertical, Through Hole - Solder, 2 Row, Micro-MaTch Industrial

[View on TE.com >](#)



Connectors > PCB Connectors > Wire-to-Board Connectors > FFC, FPC & Ribbon Connectors > Ribbon Cable Connectors >

Female-on-Board Connector, Top Entry



Connector System: **Board-to-Board**

Number of Positions: **18**

Centerline (Pitch): **1.27 mm [.05 in]**

PCB Mount Retention: **With**

PCB Mount Retention Type: **Kinked Solder Tails**

[All Female-on-Board Connector, Top Entry \(67\)](#)

Features

Product Type Features

| | |
|------------------------------------|-----------------------|
| Ribbon Cable Connector Type | Female-on-Board |
| Ribbon Cable Connector Header Type | Shrouded |
| Connector Product Type | Connector Assembly |
| Connector System | Board-to-Board |
| Connector & Housing Type | Receptacle |
| Connector & Contact Terminates To | Printed Circuit Board |

Configuration Features

| | |
|-----------------------|----------|
| Number of Positions | 18 |
| PCB Mount Orientation | Vertical |
| Number of Rows | 2 |

Electrical Characteristics

| | |
|-----------------------|---------|
| Insulation Resistance | 1000 MΩ |
|-----------------------|---------|



| | |
|-------------------|---------|
| Operating Voltage | 100 VAC |
|-------------------|---------|

Body Features

| | |
|-----------------------|----------|
| Daisy Chain | Without |
| Primary Product Color | Red |
| Connector Profile | Standard |

Contact Features

| | |
|---|---|
| PCB Contact Termination Area Plating Material Thickness | 3 – 5 μm [118.11 – 196.85 μin] |
| Contact Type | Socket |
| Contact Mating Area Plating Material Thickness | 3 – 5 μm [118.11 – 196.85 μin] |
| Contact Mating Area Plating Material | Tin |
| PCB Contact Termination Area Plating Material Finish | Matte |
| Contact Shape & Form | Dual Beam |
| Contact Underplating Material | Nickel |
| PCB Contact Termination Area Plating Material | Tin |
| Contact Base Material | Phosphor Bronze |
| Contact Current Rating (Max) | 1 A |

Termination Features

| | |
|---|-----------------------|
| Rectangular Termination Post & Tail Thickness | .25 mm[.01 in] |
| Rectangular Termination Post & Tail Width | .5 mm[.02 in] |
| Termination Post & Tail Length | 3.1 mm[.122 in] |
| Termination Method to Printed Circuit Board | Through Hole - Solder |

Mechanical Attachment

| | |
|---------------------------------------|---------------------|
| Mating Alignment | With |
| Contact Retention Type Within Housing | Press-Fit |
| PCB Mount Alignment | Without |
| PCB Mount Retention | With |
| PCB Mount Retention Type | Kinked Solder Tails |
| Mating Retention | With |
| Mating Retention Type | Contact Friction |
| Connector Mounting Type | Board Mount |

Housing Features

| | |
|-----------------------|-----|
| Mating Entry Location | Top |
|-----------------------|-----|



| | |
|------------------|--------|
| Housing Material | PBT GF |
|------------------|--------|

| | |
|--------------------|------------------|
| Centerline (Pitch) | 1.27 mm [.05 in] |
|--------------------|------------------|

Dimensions

| | |
|------------------|------------------|
| Connector Length | 24.9 mm [.98 in] |
|------------------|------------------|

| | |
|------------------|---------------|
| Connector Height | 4 mm [.16 in] |
|------------------|---------------|

| | |
|-----------------------------|------------------|
| PCB Thickness (Recommended) | 1.6 mm [.062 in] |
|-----------------------------|------------------|

| | |
|--------------------|----------------|
| Row-to-Row Spacing | 2 mm [.059 in] |
|--------------------|----------------|

Usage Conditions

| | |
|-----------------------------|-----------------------------|
| Operating Temperature Range | -40 – 105 °C [-40 – 221 °F] |
|-----------------------------|-----------------------------|

Operation/Application

| | |
|------------------------|----------------|
| Solder Process Feature | Board Standoff |
|------------------------|----------------|

| | |
|---------------------|--------|
| Circuit Application | Signal |
|---------------------|--------|

Industry Standards

| | |
|-----------|------------|
| UL Rating | Recognized |
|-----------|------------|

| | |
|-----------------|----|
| Agency/Standard | UL |
|-----------------|----|

| | |
|--------------------|-----------|
| Approved Standards | UL E28476 |
|--------------------|-----------|

| | |
|------------------------|----------|
| UL Flammability Rating | UL 94V-0 |
|------------------------|----------|

Packaging Features

| | |
|--------------------|-----|
| Packaging Quantity | 250 |
|--------------------|-----|

| | |
|------------------|--------------|
| Packaging Method | Box & Carton |
|------------------|--------------|

Product Compliance

[For compliance documentation, visit the product page on TE.com>](#)

| | |
|------------------------------|-----------|
| EU RoHS Directive 2011/65/EU | Compliant |
|------------------------------|-----------|

| | |
|-----------------------------|-----------|
| EU ELV Directive 2000/53/EC | Compliant |
|-----------------------------|-----------|

| | |
|---|---|
| China RoHS 2 Directive MIIT Order No 32, 2016 | No Restricted Materials Above Threshold |
|---|---|

| | |
|--|--|
| EU REACH Regulation (EC) No. 1907/2006 | Current ECHA Candidate List: JUNE 2023 (235) Candidate List Declared Against: JAN 2023 (233) Does not contain REACH SVHC |
|--|--|

| | |
|-----------------|--|
| Halogen Content | Not Low Halogen - contains Br or Cl > 900 ppm. |
|-----------------|--|

| | |
|---------------------------|------------------------------|
| Solder Process Capability | Wave solder capable to 265°C |
|---------------------------|------------------------------|

Product Compliance Disclaimer

This information is provided based on reasonable inquiry of our suppliers and represents our current actual knowledge based on the information they provided. This information is subject to change. The part numbers that TE has identified as EU RoHS compliant have a maximum concentration of 0.1% by weight in homogenous materials for lead, hexavalent chromium, mercury, PBB, PBDE, DBP, BBP, DEHP, DIBP, and 0.01% for cadmium, or qualify for an exemption to these limits as defined in the Annexes of Directive 2011/65/EU (RoHS2). Finished electrical and electronic equipment products will be CE marked as required by Directive 2011/65/EU. Components may not be CE marked. Additionally, the part numbers that TE has identified as EU ELV compliant have a maximum concentration of 0.1% by weight in homogenous materials for lead, hexavalent chromium, and mercury, and 0.01% for cadmium, or qualify for an exemption to these limits as defined in the Annexes of Directive 2000/53/EC (ELV). Regarding the REACH Regulation, the information TE provides on SVHC in articles for this part number is based on the latest European Chemicals Agency (ECHA) 'Guidance on requirements for substances in articles' posted at this URL: <https://echa.europa.eu/guidance-documents/guidance-on-reach>

Compatible Parts



TE Part # CAT-M5833-M2934A
Male-on-Wire Connector, Micro-MaTch



TE Part # CAT-M5833-M2934
Male-on-Board Connector, Micro-MaTch



TE Part # CAT-M5833-C1121A
MICRO-MATCH STD PB TO MOW CABLE ASSY



TE Part # 1-338095-8
18P. MICRO-MATCH COSI HSG




TE Part # CAT-M5833-C1121
MICRO-MATCH STD MOW TO MOW CABLE ASSY

Also in the Series | Micro-MaTch Industrial



Board-In Connectors(20)



Insertion & Extraction Tools(1)



PCB Headers & Receptacles(1)



Pluggable I/O Cable Assemblies(52)

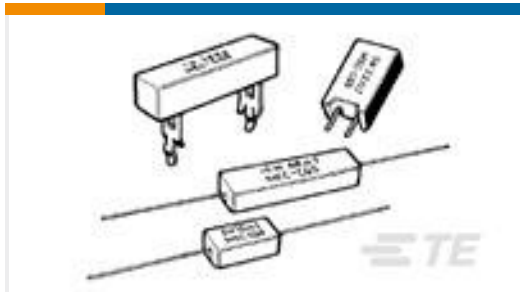



Ribbon Cable Connectors(185)



Wire-to-Board Connector Contacts(4)

Customers Also Bought

TE Part #1623788-2
SQM5 10R 5% (WIRE)TE Part #5555166-1
MJ,LPF,R/A,8P/8C,PNL STOPS,KETE Part #6-534237-4
16 MODII VRT SR CE 100/115TE Part #2-640456-5
25P MTA100 HDR ASSY F/L SQ STRTE Part #2282347-1
TAB0.5X0.4,NANO MS,
NANOMULTISPRING SNFLTE Part #1393236-2
V23092-A1005-A301TE Part #2-1372607-1
STOP

Documents

Product Drawings

MICRO-MATCH FOB.18P

English

CAD Files

3D PDF

3D

Customer View Model

[ENG_CVM_CVM_8-215079-8_T.2d_dxf.zip](#)

English

Customer View Model

[ENG_CVM_CVM_8-215079-8_T.3d_igs.zip](#)

English

Customer View Model

[ENG_CVM_CVM_8-215079-8_T.3d_stp.zip](#)

English

By downloading the CAD file I accept and agree to the [Terms and Conditions](#) of use.



Datasheets & Catalog Pages

Micro-MaTch Catalog

English

Ribbon Cable Interconnect Solutions

English

Centerline Micro-Match Connector Series

English

Product Specifications

Product Specification

English

Product Environmental Compliance

TE Material Declaration

English

Agency Approvals

UL Report

English