



GRF1-P-P-08-E-ST-TH1

GRF1-P-P-04-E-ST-TH1



GRF1-J-P-04-E-ST-TH1

GRF1-J-P-04-E-ST-TH1-E

GRF1-J, GRF1-P SERIES

(5.00 mm) .197"

# 50 Ω GANGED MICRO-MINI RF SYSTEMS

## SPECIFICATIONS

For complete specifications and recommended PCB layouts see [www.samtec.com?GRF1-J](http://www.samtec.com?GRF1-J) or [www.samtec.com?GRF1-P](http://www.samtec.com?GRF1-P)

**Shell Material:**

Brass

**Insulator Material:**

PTFE

**Contact Material:**

BeCu

**Pin Material:**

Brass

**Plating:**

30 μm (0.76 μm) Au

over 50 μm (1.27 μm) Ni

**Current Rating (GRF1-J/GRF1-P):**

Signals: 3.6 A per pin

(8 adjacent pins powered)

Grounds: 6.2 A per pin

(8 adjacent pins powered)

**Operating Temp Range:**

-40 °C to +90 °C

**Impedance:**

50 Ω

**Dielectric**

**Withstanding Voltage:**

500 Vrms, 50 Hz

**Dielectric Working Voltage:**

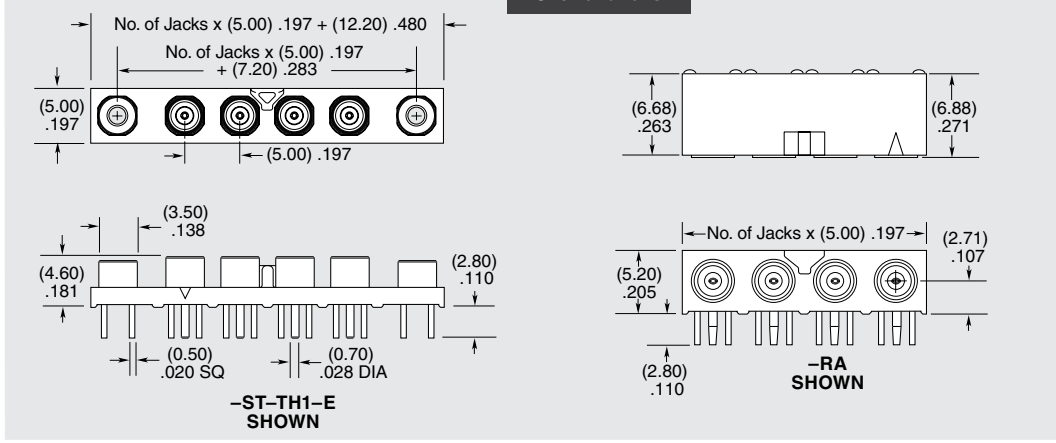
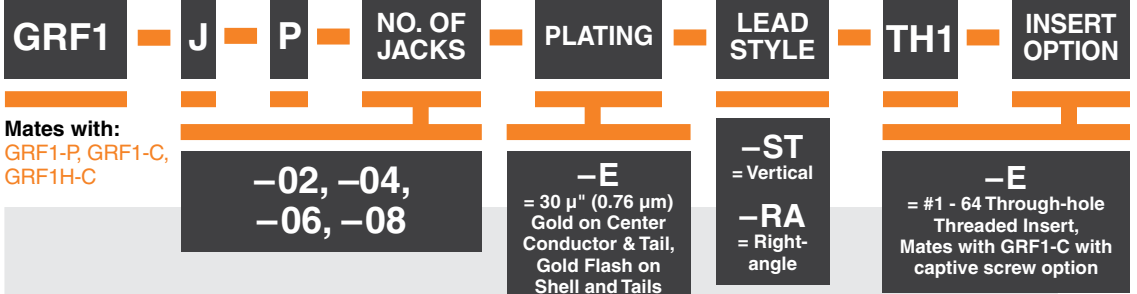
170 Vrms, 50 Hz

**Frequency Range:**

0-6 GHz

**RoHS Compliant:**

Yes



## PROCESSING

**Lead-Free Solderable:**

Yes

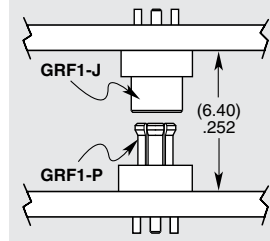
## RECOGNITIONS

For complete scope of recognitions see [www.samtec.com/quality](http://www.samtec.com/quality)



FILE NO. E111594

## APPLICATION



## OTHER SOLUTIONS

- Cable assembly (see GRF1-C Series)

