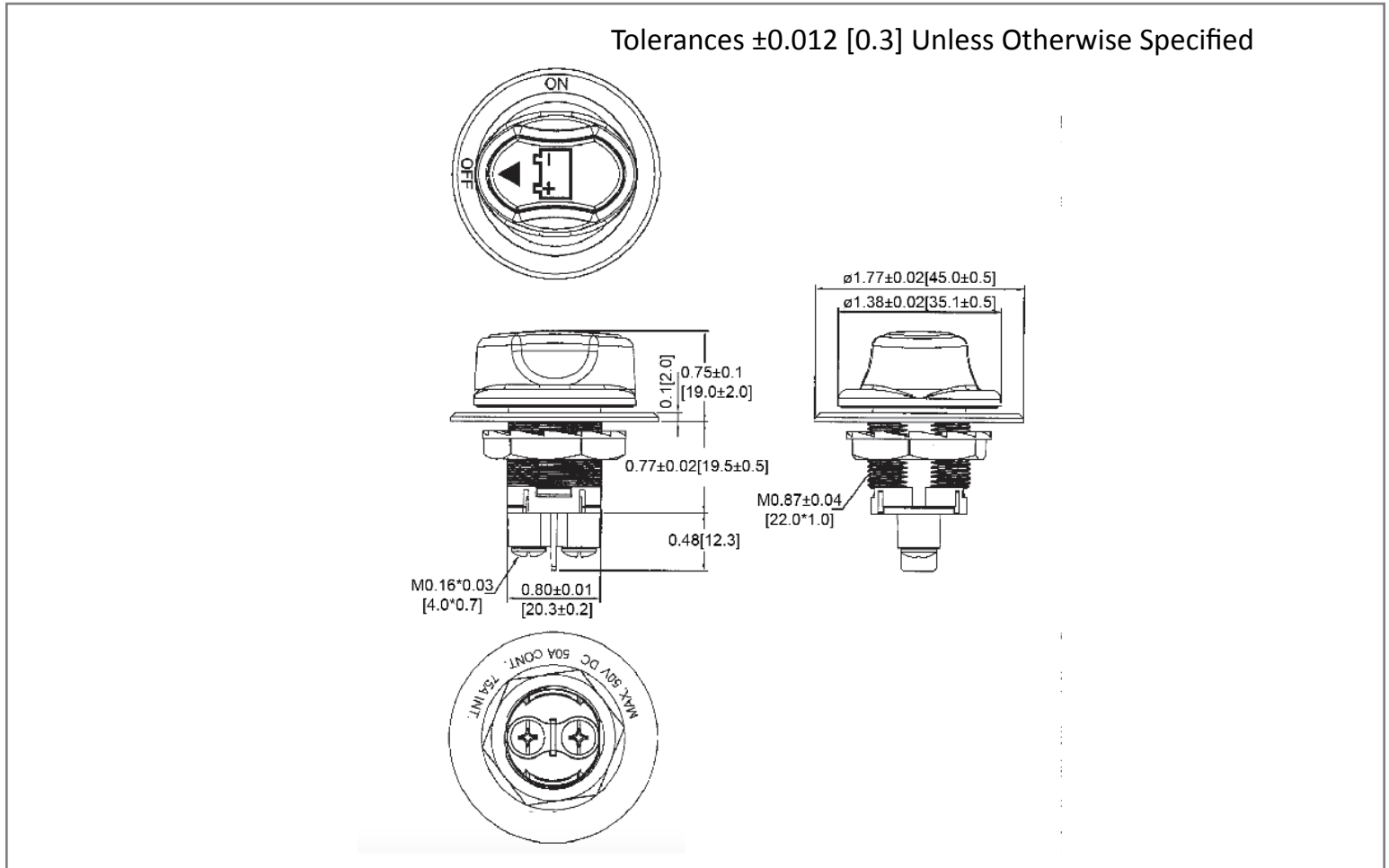



Mechanical Dimensions: Inches [mm]

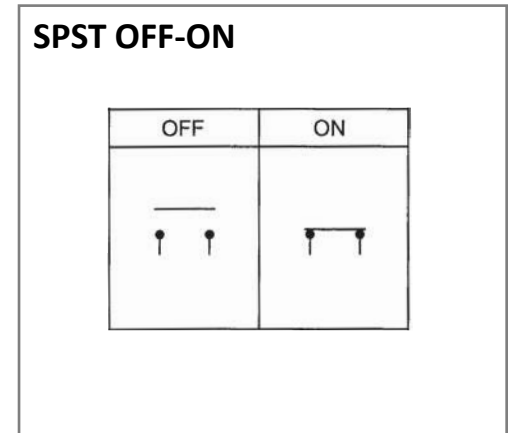
Tolerances ± 0.012 [0.3] Unless Otherwise Specified



Mounting Hole



Circuit Diagram



Electrical Specifications

Continuous Rating	50A 50V DC
Intermittent Rating	75A
Cranking Rating	300A for 5secs
Insulation Resistance	DC 500V 1M ohm Min.
Operation Temperature	-30°C ~ 60°C

Material Specifications

Housing	Nylon with 33% Fiberglass
Bottom	PBT with 15% Fiberglass
Terminals / Contacts	Brass, Nickel plated
Actuator	PBT with 15% Fiberglass

Rev	Date of issue	Revision Notes	Designed	Approved
A	12-14-2020	Initial Drawing	RC	OF