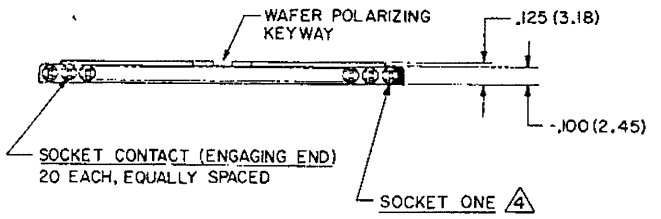
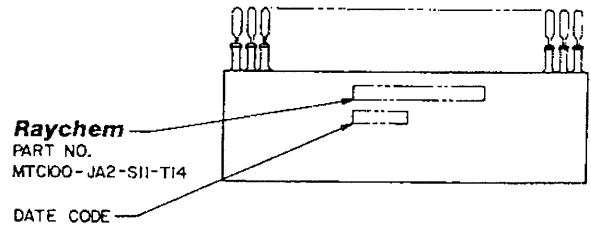
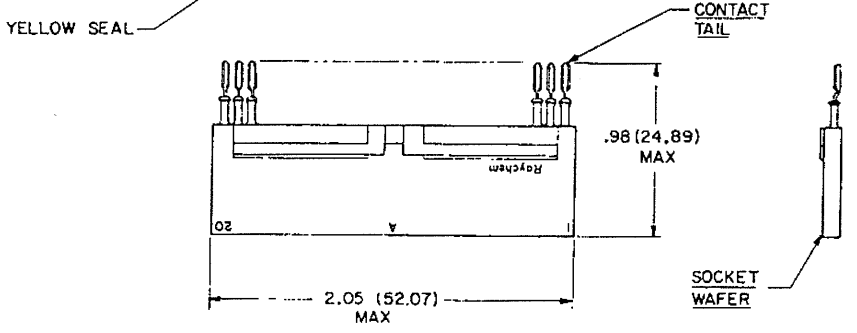
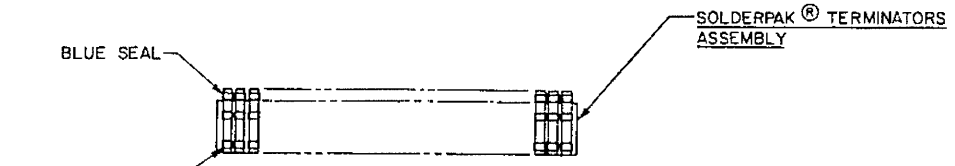


ZONE		REVISION		DATE	APPROVED
B		REVISED PER ECN T-19483		7-20-94	R. J.



△ WEIGHT (MAX.):  $\frac{\text{LBS}}{.0109} \mid \frac{\text{GRAMS}}{4.94}$

△ SOCKET ONE: SOCKET NUMBER ONE MARKED IN CONTRASTING COLOR.

3. WAFER : WAFER MEETS THE REQUIREMENTS OF RAYCHEM SPECIFICATION D-6012.
2. FINISH :
- 2-A SOCKET WAFER ; FINISH TO BE AS MOLDED.
  - 2-B SOCKET CONTACT : (ENGAGING END) GOLD PLATE PER MIL-G-45204 CLASS I.
  - 2-C CONTACT TAIL ; COATED WITH SOLDER PER QQ-S-571.
1. MATERIAL :
- 1-A SOCKET WAFER ; HIGH GRADE POLYARYLENE THERMO-PLASTIC.
  - 1-B SOCKET CONTACT ; COPPER ALLOY PER QQ-B-750 (A).
  - 1-C SOLDERPAK® TERMINATORS ASSY ; REFER TO RAYCHEM DWG. CTA-0036 FOR DATA.

NOTES

If this document is printed it becomes uncontrolled.  
Check with the web for latest revision.

SPECIFICATION CONTROL DRAWING

UNLESS OTHERWISE SPECIFIED DIMENSIONS ARE IN INCHES BRACKETED DIMENSIONS ( ) ARE METRIC AND TOLERANCES ARE:  .XXX ± .005 (0.13 M.M.) .XX ± .02 (0.51 M.M.) Δ : ± —	DRAWN	W.V.J.	1-15-81	<b>Raychem</b> RAYCHEM CORPORATION 300 EAST 17TH AVENUE DENVER, CO. 80202 U.S.A.
	CHECKED			
	APPROVED			
	APPROVED			
	APPROVED			
TITLE KIT, 2" SOCKET WAFER "A" WITH SOLDERPAK® TERMINATORS, FOR ROUND WIRE (20-26 AWG), 125 °C TEMPERATURE RATING MTC 100 SERIES				
SIZE A		CODE IDENT NO. 06090	DWG. NO. MTC100-JA2-S11-T14	
DO NOT SCALE THIS DRAWING			WEIGHT △	SHEET 1 OF 1