

# Dc Disconnect Switch

LS7R0500

1500 V Dc • 500 A

REACH EAC CE IEC UL RoHS



## Description

The Littelfuse LS7R dc series is an energy-efficient, compact disconnect switch that quickly breaks or resumes the flow of current safely to prevent shock hazards when trying to isolate circuits or repair systems. It is a 1500 V dc disconnect for ungrounded systems.

## Features/Benefits

- The patented operation system minimizes damage caused by arcs upon disconnection to increase product reliability and longevity
- Streamline design eliminates the need for external bridging links (jumpers) to lower heat dissipation for increased energy efficiency, decreased installation and maintenance time, and reduced footprint for added design flexibility
- High-level disconnection insulation provides a barrier to stop conduction when switch is in off position for added safety
- The self-cleaning blade contacts eliminate performance degradation (from increased electrical resistance over time) to ensure consistent behavior across the product's lifespan
- The internally-located "sandwich-type" 2-contact symmetrical design mitigates the electromagnetic force of repulsion to offer enhanced functionality in short-circuit conditions
- Meets UL 94 flammability requirements with self-extinguishing/non-flammable materials to prevent fires

## Applications

- Solar/PV systems: combiner boxes, recombiner boxes and inverters
- Energy storage systems: disconnection of batteries, containerized batteries
- Oil & gas: dc drives
- Railway: earthing switches and battery disconnection
- UPS: switching and isolation of batteries
- Electrical vehicle chargers

## Specifications

### UL 98B Standards

<b>Total Voltage Rating</b>	1500 V dc
<b>Amperage Rating</b>	500 A
<b>SCCR Rating</b>	10 kA
<b>Ambient Temperature</b>	-20 to 50 °C (-4 to 122 °F)

### IEC 60947-3 Standards

<b>Insulation Voltage Rating Ui</b>	1500 V dc
<b>Impulse Withstand Voltage</b>	

**Rating Uimp** 12 kV

<b>Operational Current</b>	
<b>DC21B Rating</b>	500 A / 1500 V dc

### Other Characteristics

<b>Power Losses at 500 A</b>	33.05 watts
<b>Maximum Busbar</b>	
<b>Connection Range</b>	2 bars x 5 mm (.20") H x 32 mm (1.25") L
<b>Number of Circuits/Switches</b>	1
<b>Tightening Torque</b>	212 lbf-in (24 N·m)
<b>Material</b>	Plastic housing Silver-plated copper terminals
<b>Base Mounting</b>	Screws
<b>Flammability Rating</b>	UL 94 V-0
<b>Approvals</b>	UL 98B & UL 94 UL Guide WHVA UL Listed E511898 NEC Article 690 for PV systems IEC-60947-3 CE EAC

**Environmental** RoHS compliant  
REACH

**Country of Origin** Spain

## Recommended Accessories

- **Panel Handle with Shaft LDSSA11**  
For closed panel door access
- **Direct Handle LDSS11**  
For open panel door access
- **Auxiliary Contact LDMAU11**  
Remotely indicates switch position
- **Spacers LDME11**  
Increase distance between switch and mounting plate

# Dc Disconnect Switch

## LS7R0500

### Part Numbering System

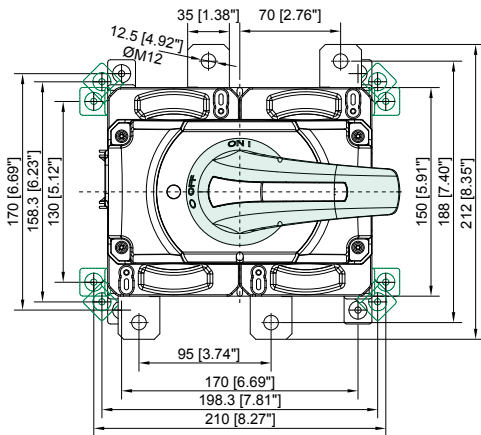


### Ordering Information

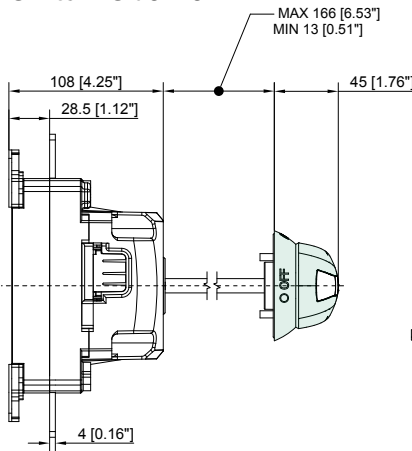
DC DISCONNECT SWITCH					
PART NUMBER	VOLTAGE	AMPERAGE	INSTALLATION	CONFIGURATION	SINGLE UNIT WEIGHT
LS7R05002PS00L	1500 V dc	500 A	Ungrounded	Type 2P	3 kg

### Dimensions Millimeters (Inches)

Dc Disconnect Switch

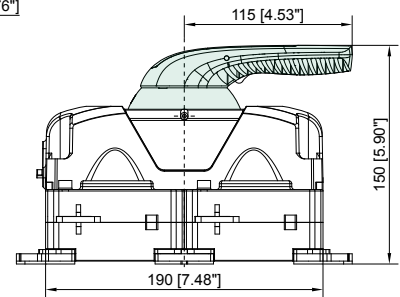


Switch - Side View

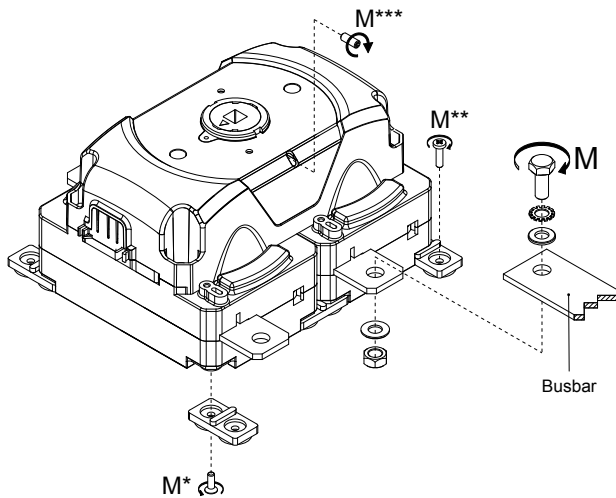


Panel Handle with Shaft

LDSSA11



Switch - 3D Installation View



Busbar

QTY	T	COPPER BUSBAR M (TERMINAL TORQUE) (+5%   -10%)		COPPER BUSBAR H MAX (CU)		COPPER BUSBAR L MAX (CU)	
		N•M	LBF•INCH	MM	INCH	MM	INCH
2	M12	24	212	5	13/64	32	1¼
M	T	M (+5%   -10%)		MINIMUM BUSBAR SECTION ACCORDING TO UL 98B			
		N•M	LBF•INCH				
*	T20	M4	1.2	10.6			
**	—	M4	1.5	13.3			
***	Allen	M5	1.5	13.3			

**Disclaimer Notice** – Information furnished is believed to be accurate and reliable. However, users should independently evaluate the suitability of and test each product selected for their own applications. Littelfuse products are not designed for, and may not be used in, all applications. Read complete Disclaimer Notice at [www.littelfuse.com/product-disclaimer](http://www.littelfuse.com/product-disclaimer).