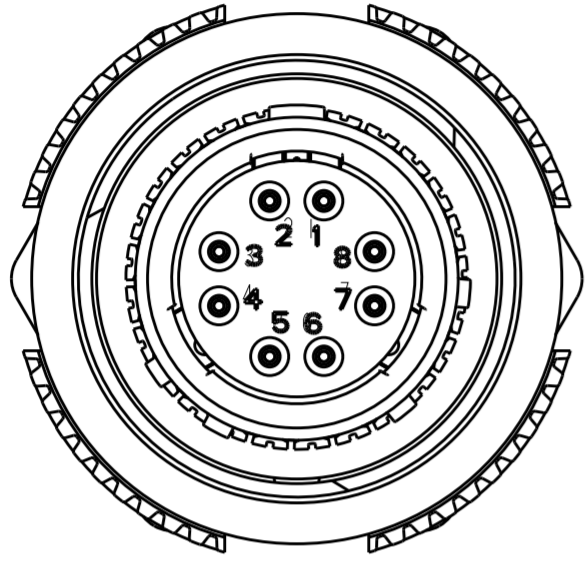


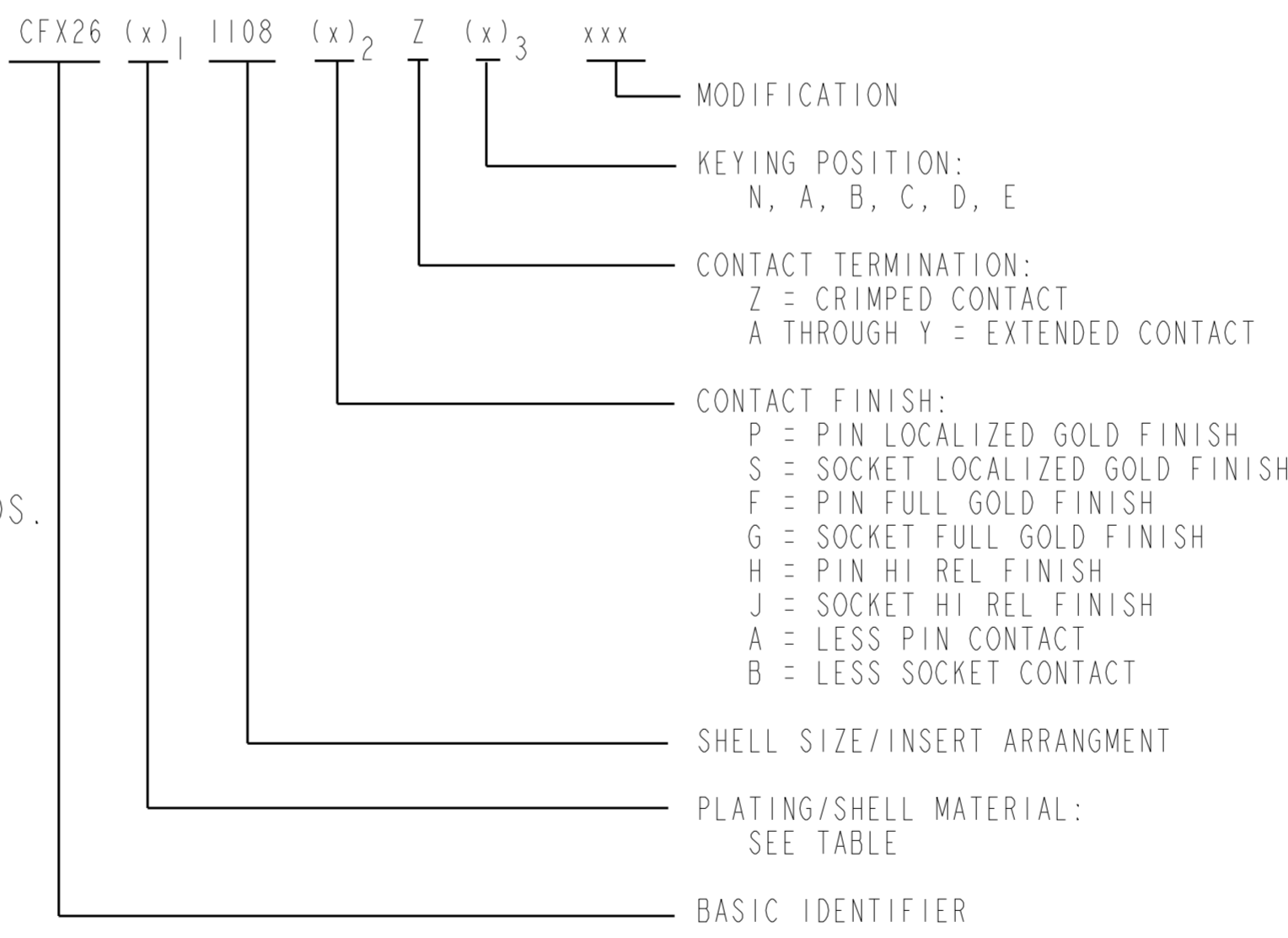
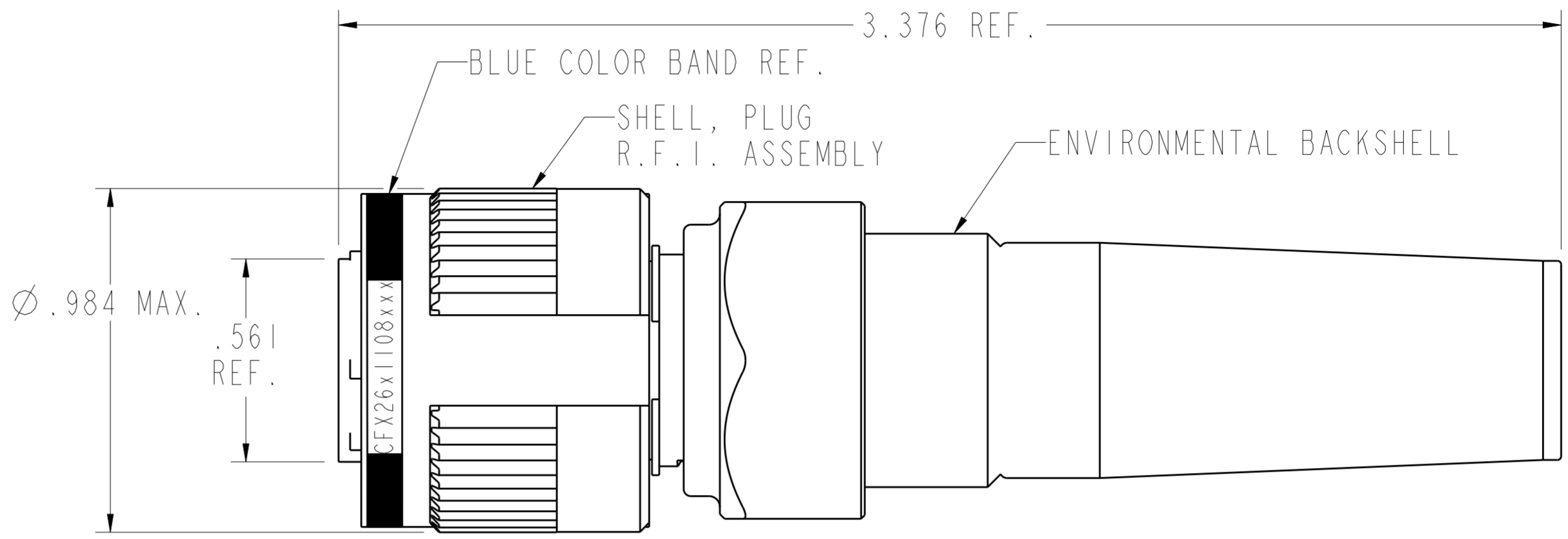
THIS DRAWING IS UNPUBLISHED. RELEASED FOR PUBLICATION 20
 © COPYRIGHT 20 ALL RIGHTS RESERVED.

PROPERTY OF THE TE CONNECTIVITY
 THIS INFORMATION IS CONFIDENTIAL AND PROPERTY TO TYCO ELECTRONICS CORPORATION
 AND ITS WORLDWIDE SUBSIDIARIES AND AFFILIATES (TE). IT MAY NOT BE DISCLOSED TO
 ANYONE, OTHER THAN TE PERSONNEL, WITHOUT AUTHORIZATION FROM TE (www.TE.com).

LOC		DIST		REVISIONS			
P	LTR	DESCRIPTION	DATE	DWN	APVD		
	A	NEW RELEASE PER ECO-16-000996	140221	SG	JPF		



SOCKET INSERT MARKING SHOWN ABOVE



PART NUMBER (x) ₁	PLATING	SHELL MATERIAL
M	NICKEL	COMPOSITE
J	O.D. CAD	COMPOSITE
F	NICKEL	ALUMINUM
W	O.D. CAD	ALUMINUM
S	NICKEL	STAINLESS STEEL
T	TEFLON NICKEL	ALUMINUM
Z	BLACK ZINC NICKEL	ALUMINUM

SIZE 11 PART NUMBER (x) ₃	POS
CFX26x1108xZN	N
CFX26x1108xZA	A
CFX26x1108xZB	B
CFX26x1108xZC	C
CFX26x1108xZD	D
CFX26x1108xZE	E

6. COMPOSITE WEIGHT WITHOUT MODULES AND CABLE: 0.050 POUNDS.
 METAL WEIGHT WITHOUT MODULES AND CABLE: 0.078 POUNDS.
 PIN MODULE WEIGHT: .005 LBS.
 SOCKET MODULE WEIGHT: .011 LBS.

5. MATES WITH CFX20x1108xxx OR CFX24x1108xxx.

4. FINISH: SHELL/BACKSHELL - SEE TABLE.
 CONTACTS - SEE PART NUMBER BREAKDOWN.

3. MATERIAL: SHELL & COUPLING RING - SEE TABLE.
 BACKSHELL BODY/COUPLING RING - ALUMINUM ALLOY.
 CONTACTS - COPPER ALLOY.
 RESILIENT INSERTS/BACKSHELL GROMMET - SILICONE ELASTOMER.
 PLASTIC INSERTS - THERMOPLASTIC.

2. FOR AVAILABILITY CONSULT FACTORY.

1. ALL DIMENSIONS ARE IN INCHES UNLESS OTHERWISE SPECIFIED.

THIS DRAWING IS A CONTROLLED DOCUMENT.

DWN	JPF	140219
CHK	JPF	160122
APVD	AR	160122

TE Connectivity

CONNECTOR, PLUG
 THREADED COUPLING
 1108 ARRANGEMENT

SIZE	CAGE CODE	DRAWING NO	RESTRICTED TO
A2	11139	CFX26x1108xxx	-

CUSTOMER DRAWING SCALE 3.000 SHEET 1 OF 1 REV A