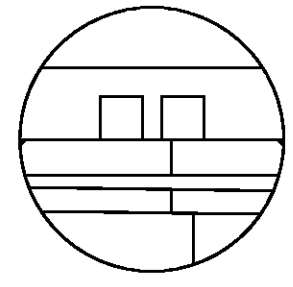
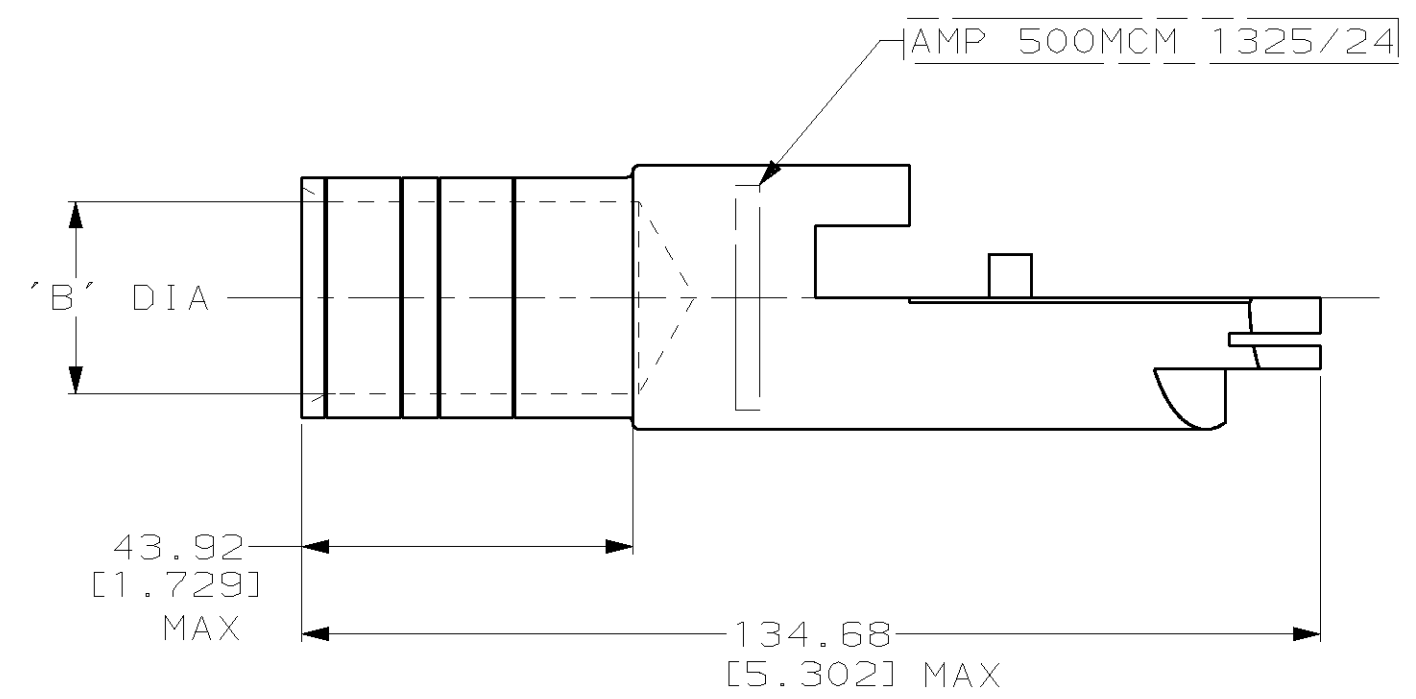
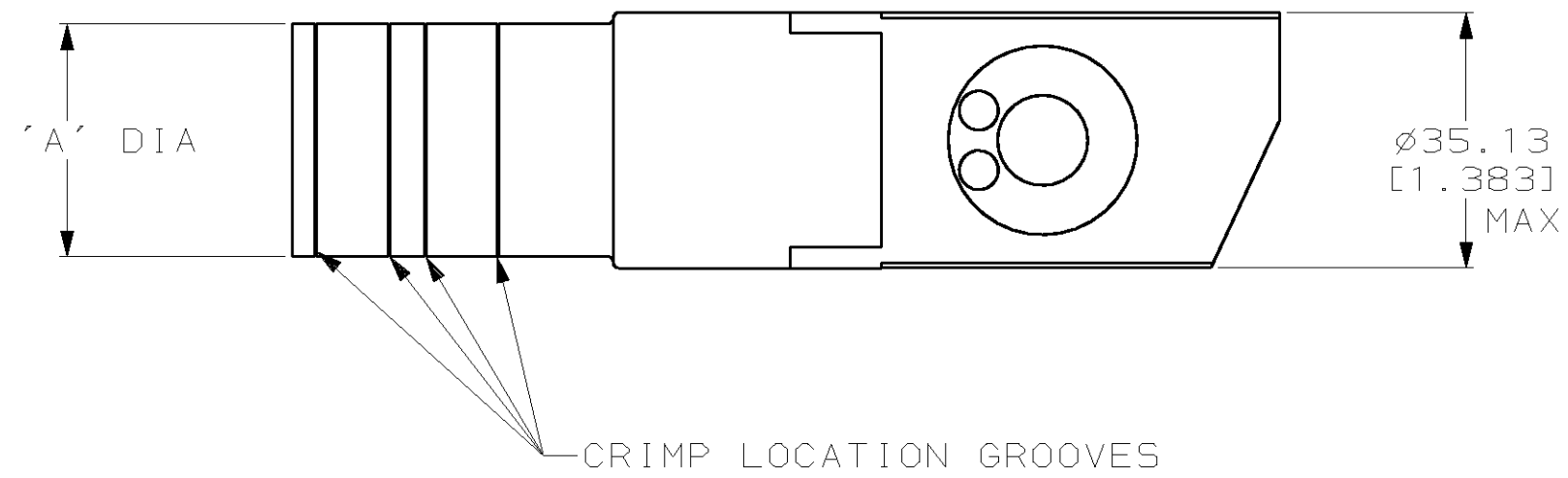


THIS DRAWING IS UNPUBLISHED. RELEASED FOR PUBLICATION
 BY AMP INCORPORATED. ALL RIGHTS RESERVED.

LOC	DIST	REVISIONS					
		P	LTR	DESCRIPTION	DATE	DWN	APVD
G	86	F		REV PER 063A-0485-01	21AUG01	JR	MS



26.92-26.67 [1.060-1.050]	33.66-33.40 [1.325-1.315]	53435-2
25.53-25.40 [1.005-1.000]	32.00-31.75 [1.260-1.250]	53435-1
'B'	'A'	AMP PART NUMBER

DIMENSIONS:		TOLERANCES UNLESS OTHERWISE SPECIFIED:		DWN		AMP Incorporated	
mm [INCHES]		0 PLC	±-	DK SCHRUM	17JUN96	Harrisburg, PA 17105-3608	
		1 PLC	±-	CHK	25JUN96	AMP TERMINAL ASSEMBLY, QUICK-DISCONNECT, AMPPOWER, WIRE SIZE: 500 MCM	
		2 PLC	±0.20 [0.008]	WJ VOCKROTH			
		3 PLC	±-	APVD	25JUN96	NAME	
		4 PLC	±-	JL MECKLEY		108-13014	
		ANGLES	±-			APPLICATION SPEC	
		FINISH	SILVER PL			SIZE	CAGE CODE
MATERIAL	BODY & PINS		0.00127 [0.00050] MIN			A2	00779
	BRASS		THK PER 00-S-365			DRAWING NO	
	PER 00-B-626					C-53435	
						WEIGHT	- lbs
						CUSTOMER DRAWING	
						SCALE	1:1
						SHEET	1 OF 1
						REV	F