

MOTION SENSOR BOARD™

Manual

All Mikroelektronika's development systems feature a large number of peripheral modules expanding microcontroller's range of application and making the process of program testing easier. In addition to these modules, it is also possible to use numerous additional modules linked to the development system through the I/O port connectors. Some of these additional modules can operate as stand-alone devices without being connected to the microcontroller.


Additional board

 **MikroElektronika**

SOFTWARE AND HARDWARE SOLUTIONS FOR EMBEDDED WORLD ...making it simple

Motion Sensor Board

The *Motion Sensor* additional board features a sensor AMN11112 detecting infrared (heat) emission of bodies. It detects changes in infrared spectrum. When some changes are detected the microcontroller's pin is fed with a logic one (1). For connecting the additional board to a development system or a device containing a microcontroller it is necessary to use pads.



Infrared movement sensor




Figure 1: *Motion Sensor Board*

Figure 2: *Motion Sensor Board's* back side

The *Motion Sensor Board* has a range up to 10m and is widely used in different applications such as alarms, automatic light switches, garage door openers and similar applications where the operation of some electrical device is necessary only in the presence of humans, which enables power consumption reduction.

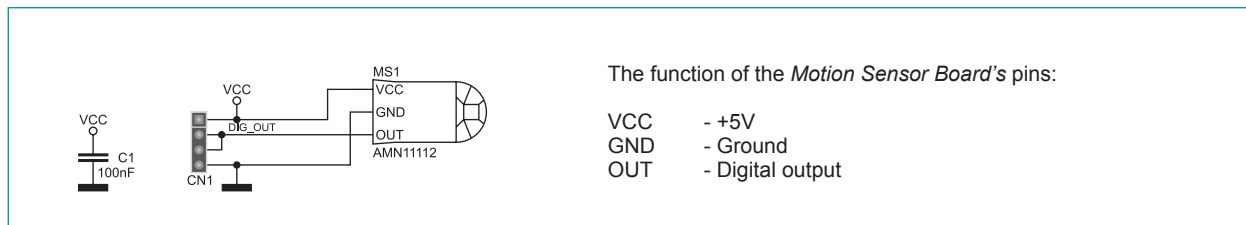


Figure 3: *Motion Sensor Board* connection schematic