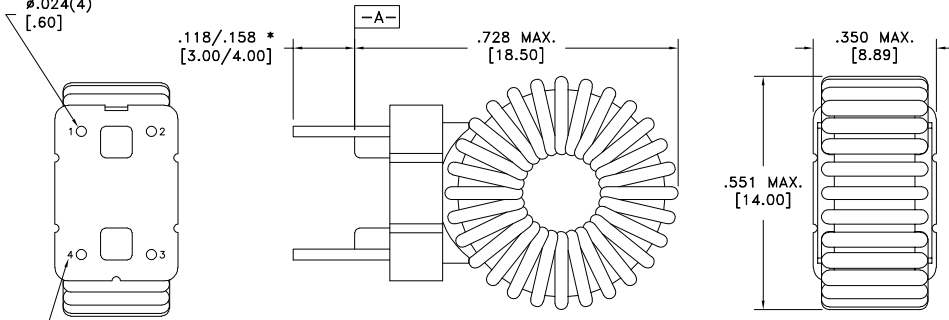


CUSTOMER TERMINAL	RoHS	LEAD(Pb)-FREE
Sn96%, Ag4%	Yes	Yes

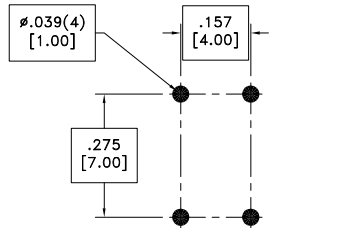
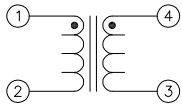


PART MUST INSERT FULLY TO SURFACE A IN RECOMMENDED GRID
#.024(4)
[.60]

* DIMENSION MAY BE EXCEEDED WITH SOLDER ONLY



TERM. NO.'s FOR REFERENCE ONLY



RECOMMENDED P.C. PATTERN, COMPONENT SIDE

ELECTRICAL SPECIFICATIONS @ 25°C unless otherwise noted:

PARAMETER	TEST CONDITIONS	VALUE
D.C. RESISTANCE	1-2 @20°C	0.040 ohms max.
D.C. RESISTANCE	4-3 @20°C	0.040 ohms max.
INDUCTANCE	1-2 10kHz, 100mVAC, Ls	5.5mH ±32%
INDUCTANCE	4-3 10kHz, 100mVAC, Ls	5.5mH ±32%
DIELECTRIC	1-4 1500VAC, 1 second	-

GENERAL SPECIFICATIONS:

OPERATING TEMPERATURE RANGE: -40°C to +125°C including temp rise.

CURRENT RATING: 2.5ADC

Wire insulation & RoHS status not affected by wire color.
Wire insulation color may vary depending on availability.

REV.	DATE	Packaging Specifications Method: Tray PKG-1062 www.we-online.com/midcom		Tolerances unless otherwise specified: Angles: ±1° Fractions: ±1/64 Decimals: ±.005 [.13] Footprint: ±.001 [.03]	DRAWING TITLE INDUCTOR	PART NO. 750343092
6B	6/19			This drawing is dual dimensioned. Dimensions in brackets are in millimeters.	eiSos p/n: 750343092	
6A	12/15	SEE REVISION SHEET FOR REVISION LEVEL				SPECIFICATION SHEET 1 OF 1