


**Data sheet | Item number: 2001-433**  
Jumper; from 1 to 3; insulated; light gray

[www.wago.com/2001-433](http://www.wago.com/2001-433)



## Data

### Electrical data

Subject to changes. Please also observe the further product documentation!

WAGO GmbH & Co. KG  
Hansastr. 27  
32423 Minden  
Phone: +49571 887-0 | Fax: +49571 887-169  
Email: [info.de@wago.com](mailto:info.de@wago.com) | Web: [www.wago.com](http://www.wago.com)

Do you have any questions about our products?  
We are always happy to take your call at +49 (571) 887-44222.



## Ratings per IEC/EN

Nominal voltage (III/3)	800 V
Rated current	18 A

## Ex information

Rated current (Ex e II)	16 A
-------------------------	------

## Physical data

Width	11.2 mm / 0.441 inches
Height	4.1 mm / 0.161 inches
Depth	19 mm / 0.748 inches
Jumper assignment	1-3

## Material Data

Note (material data)	Information on material specifications can be found here
Color	light gray
Fire load	0.007 MJ
Weight	0.9 g

## Commercial data

Product Group	22 (TOPJOB S)
eCl@ss 10.0	27-14-11-40
eCl@ss 9.0	27-14-11-40
ETIM 8.0	EC000489
ETIM 7.0	EC000489
PU (SPU)	25 pcs
Packaging type	bag
Country of origin	DE
GTIN	4055143699488
Customs tariff number	85366990990

## Environmental Product Compliance

RoHS Compliance Status	Compliant, No Exemption
------------------------	-------------------------

Subject to changes. Please also observe the further product documentation!



## Approvals / Certificates

### Declarations of conformity and manufacturer's declarations

Logo	Approval	Additional Approval Text	Certificate name
	Railway WAGO GmbH & Co. KG	-	Railway Ready

## Downloads

### Documentation

#### Bid Text

2001-433 X81 - Datei	2019 年2月19 日	xml 2.6 kB	Download
2001-433 doc - Datei	2017 年4月27 日	doc 24.1 kB	Download

#### Additional Information

		pdf 2.2 MB	Download
--	--	---------------	----------

## CAD/CAE-Data

### CAD data

2D/3D Models 2001-433		URL	Download
-----------------------	--	-----	----------

### CAE data

EPLAN Data Portal 2001-433		URL	Download
----------------------------	--	-----	----------

WSCAD Universe 2001-433		URL	Download
-------------------------	--	-----	----------

ZUKEN Portal 2001-433		URL	Download
-----------------------	--	-----	----------

## Environmental Product Compliance

### Compliance Search

Environmental Product Compliance 2001-433 Jumper; from 1 to 3; insulated; light gray		URL	Download
---	--	-----	----------

Subject to changes. Please also observe the further product documentation!

WAGO GmbH & Co. KG  
Hansastr. 27  
32423 Minden  
Phone: +49571 887-0 | Fax: +49571 887-169  
Email: [info.de@wago.com](mailto:info.de@wago.com) | Web: [www.wago.com](http://www.wago.com)

Do you have any questions about our products?  
We are always happy to take your call at +49 (571) 887-44222.

## Installation Notes

### Commoning



Insert push-in type jumper bar and push down until it hits backstop.




### Removing a push-in type jumper bar:


Insert the operating tool between the jumper and partition wall of the dual jumper slots, then lift up the jumper.

Place the operating tool in the center of jumpers for up to five contacts (see above), or alternately on both sides for jumpers with more than five contacts.

### Commoning



Custom jumpers are created by breaking and removing jumper contacts (2000, 2001, 2002, 2004 Series).



Marking with a felt-tip pen.

### Commoning

---

Subject to changes. Please also observe the further product documentation!




Stepping down via push-in type jumper bar.



Stepping down via push-in type jumper bar:

Commoning via closed terminal side with end plate allows jumpering over two cross-section sizes, e.g., from 16 mm<sup>2</sup> (6 AWG) to 6 mm<sup>2</sup> (10 AWG) or from 6 mm<sup>2</sup> (10 AWG) to 2.5 mm<sup>2</sup> (14 AWG) (see illustration above).



Stepping down via push-in type jumper bar:

Commoning via open terminal side with end plate allows jumpering over two cross-section sizes for 16 mm<sup>2</sup> (6 AWG) and 10 mm<sup>2</sup> (8 AWG) and one cross-section size for 6/4/2.5 mm<sup>2</sup> (10 /12/14 AWG). An example: from 16 mm<sup>2</sup> (6 AWG) to 6 mm<sup>2</sup> (10 AWG) (see illustration above) or from 10 mm<sup>2</sup> (8 AWG) to 4 mm<sup>2</sup> (12 AWG).

Note:

The total current of the outgoing circuits must not exceed the nominal current of the step-down jumper/push-in type jumper bar.

## Product family

### TOPJOB® S

TOPJOB® S: In various industrial applications and modern building installations, WAGO's wide and versatile range of rail-mount terminal blocks provides more than just reliable electrical connections.

[Show all products from the family](#)

Subject to changes. Please also observe the further product documentation!