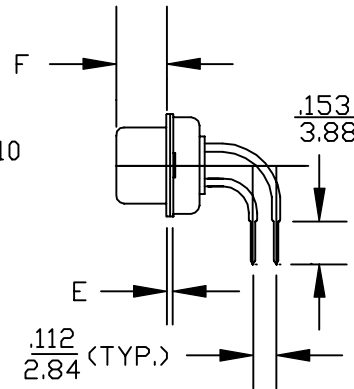
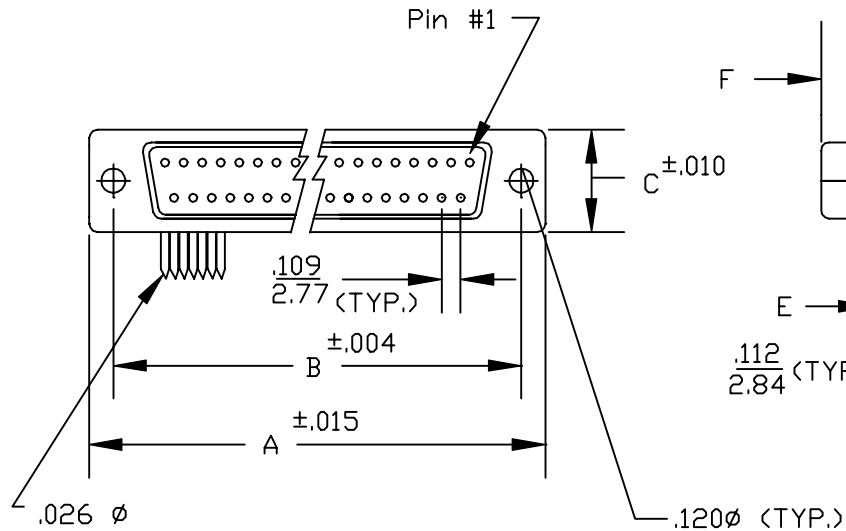
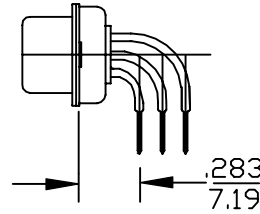
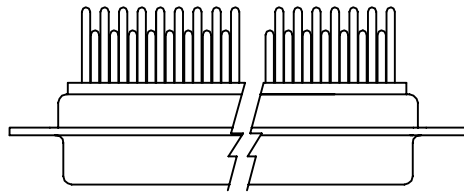
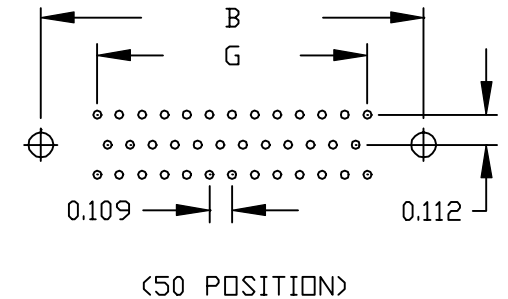
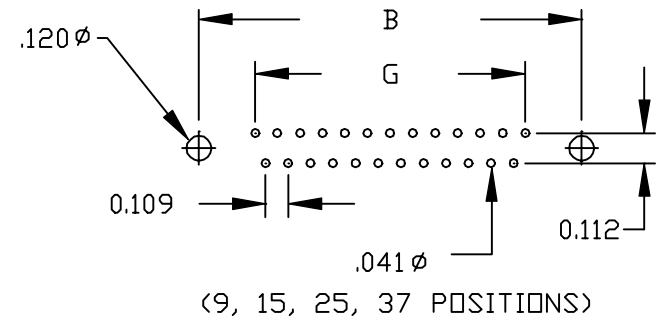


DESCRIPTION: R/A .283 FOOTPRINT MACHINED- FEMALE



	A	B	C	E	F	G
9	1.213	.984	.494	.035	.243	0.436
	30.81	24.99	12.55	0.89	6.17	11.07
15	1.541	1.312	.494	.035	.243	0.763
	39.14	33.32	12.55	0.89	6.17	19.38
25	2.088	1.852	.494	.035	.243	1.308
	53.04	47.04	12.55	0.89	6.17	33.22
37	2.729	2.500	.494	.035	.243	1.962
	69.32	63.50	12.55	0.89	6.17	49.83
50	2.635	2.406	.605	.035	.243	1.744
	69.32	61.11	15.37	0.89	6.17	44.32



173-EXX-X1X-XX1

Series _____
 Position _____
 Gender _____
 1 = Male
 2 = Female
 PC Mount _____
 Shell Plating _____
 1 = Yellow Chromate
 2 = Tin
 Hardware Options _____
 00 = No Hardware
 24 = Short Bracket with 4-40 Screw
 14 = Short Bracket with 4-40 Screw Lock
 Plating _____
 1 = Gold Flash
 2 - 30 Micro-inch Gold

SPECIFICATIONS:

MATERIALS:

SHELL: STEEL, TIN OR YELLOW CHROMATE PLATED
INSULATOR: UL 94V-0 RATED WHITE PBT
 +30% FIBER-GLASS OR NYLON-66

ELECTRICALS:

CURRENT RATING: 5 AMPS
CONTACT RESISTANCE: 15 mOHMS MAX
INSULATOR RESISTANCE: 1000 MOHMS MIN
VOLTAGE: 500V AC FOR 1 MINUTE
TEMPERATURE: -50°C TO +100°C



THESE DRAWINGS AND SPECIFICATIONS ARE THE PROPERTY OF NorComp AND SHALL NOT BE REPRODUCED, COPIED OR USED AS THE BASIS FOR THE MANUFACTURE OF SALE OF APPARATUS WITHOUT WRITTEN PERMISSION.

DRAWN: **WAYNE ROBBINS** DATE: **9-01-98**

CHECKED: _____ DATE: _____

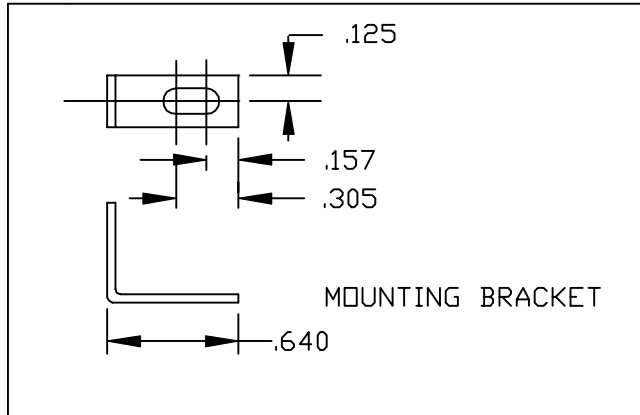
NorComp

SCALE: 1:1 SHEET 1 OF 2 REV 7

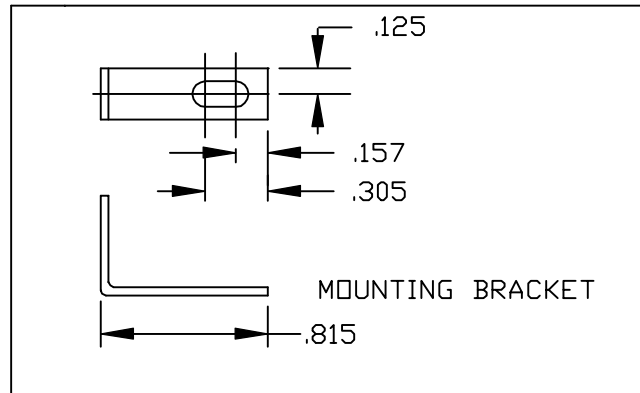
DWG NO. 173-EXX-21X-XX1

DESCRIPTION:

173/174 SERIES



175/176 SERIES



HARDWARE OPTIONS

REPLACE -XX IN LAST 3 DIGITS WITH OPTION CHOSEN

173/174 SERIES

14X = SHORT BRACKET & 4-40 FEMALE HEX SOCKET

24X = SHORT BRACKET & 4-40 SCREW

175/176 SERIES

15X = LONG BRACKET & 4-40 FEMALE HEX SOCKET

25X = LONG BRACKET & 4-40 SCREW

MATERIAL:
COLD ROLLED STEEL

PLATING:
CLEAR ZINC OR YELLOW CHROMATE

	THESE DRAWINGS AND SPECIFICATIONS ARE THE PROPERTY OF NorComp AND SHALL NOT BE REPRODUCED, COPIED OR USED AS THE BASIS FOR THE MANUFACTURE OF SALE OF APPARATUS WITHOUT WRITTEN PERMISSION.		DRAWN: PAM JENKINS	DATE: 2-20-02
			CHECKED:	DATE:
NorComp		SCALE:	SHEET 1 OF 1	REV 1
		DWG NO. R/A BRACKET OPTIONS FOR MACHINED CONTACTS		