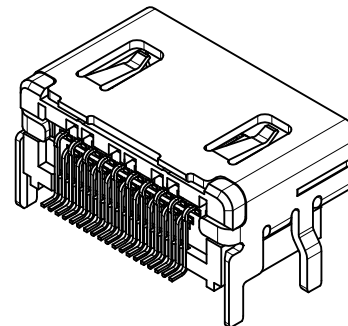
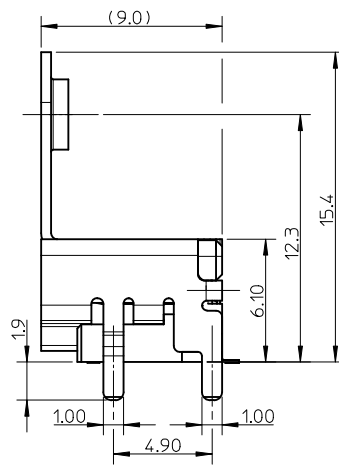
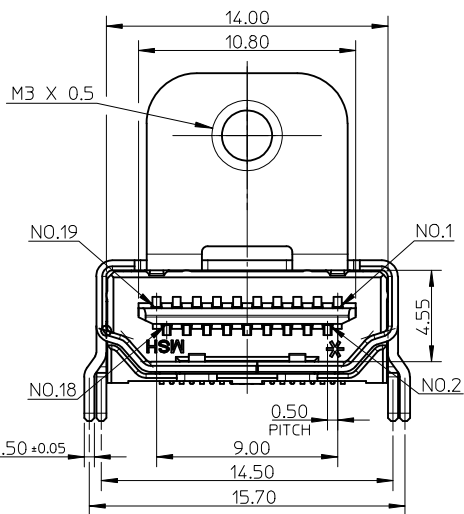
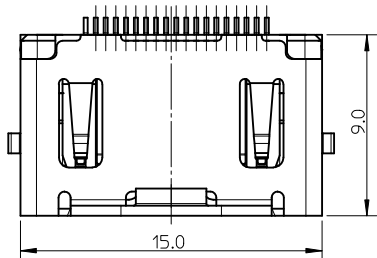
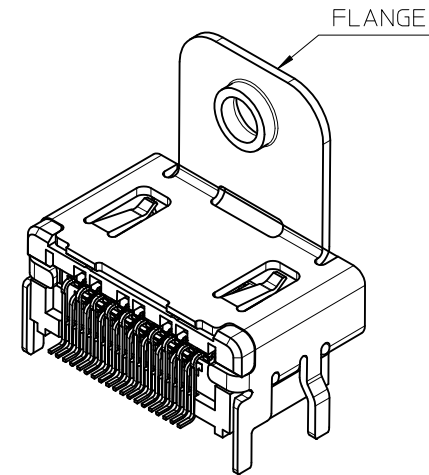


10 9 8 7 6 5 4 3 2 1

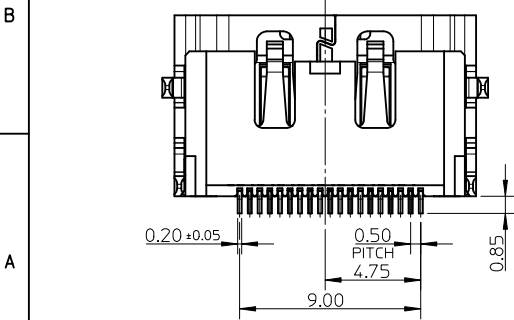


WITHOUT FLANGE



WITH FLANGE

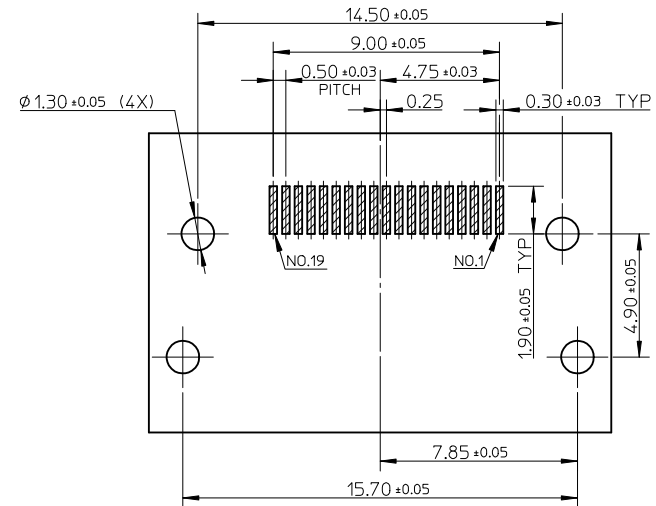
- NOTES:
- MATERIALS:
 - HOUSING: HIGH TEMPERATURE THERMAL PLASTIC. COLOR: SEE TABLE.
 - SHELL: COPPER ALLOY.
 - TERMINAL: COPPER ALLOY.
 - FINISHES:
 - CONTACT AREA: (1) 0.76 MICROMETER MIN. GOLD PLATING. (2) 0.25 MICROMETER MIN. GOLD PLATING. (3) GOLD FLASH. (4) GOLD FLASH OVER PD/NI
 - SOLDER AREA: 1 MICROMETER MIN. TIN-BISMUTH ALLOY PLATING.
 - UNDER PLATE: 1.27 MICROMETER MIN. NICKEL PLATING.
 - SHELL: (1) 1.27 MICROMETER MIN. MATTE TIN PLATING OVERALL. (2) 0.75 MICROMETER MIN. SOLDERABLE NICKEL PLATING OVERALL.
 - PRODUCT SPECIFICATION: PS-47152-001 , TBA FOR PD/NI OPTION
 - PACKAGING SPECIFICATION: SEE TABLE
 - TERMINAL RETENTION FORCE TO BE 0.3kgf Min.
 - COPLANARITY OF ALL TERMINALS IS 0.10mm MAX.
 - PRODUCT COMPLIANT TO RoHS DIRECTIVE 2002/95/EC AND ELV DIRECTIVE 2000/53/EC.



ADD PART NO. EC NO: S2012-0578 DRWN: JZENG 2012/01/18 CH'KD: JESSIE CHUA 2012/03/15 APPR: NAGESHKN 2012/03/19	QUALITY SYMBOLS F=0 F=0 F=0	GENERAL TOLERANCES (UNLESS SPECIFIED)		DIMENSION STYLE MM ONLY		SCALE NTS	DESIGN UNITS METRIC	THIRD ANGLE PROJECTION		
			m.m	INCH	DRAWN BY	DATE	TITLE			
		4 PLACES	± ---	± ---	ROST ZHANG	2005/05/20	HDMI RECEPTACLE W/SCREW R/A SMT CUSTOMER DRAWING			
		3 PLACES	± ---	± ---	CHECKED BY	DATE	MOLEX INCORPORATED			
	2 PLACES	± 0.20	± ---	GRATE MA	2005/05/20	DOCUMENT NO.				
	1 PLACE	± 0.30	± ---	APPROVED BY	DATE	SHEET NO.				
	ANGULAR ± 2 °		MATERIAL NO.		SEE TABLE		SD-47266-001			
DRAFT WHERE APPLICABLE MUST REMAIN WITHIN DIMENSIONS		SIZE		THIS DRAWING CONTAINS INFORMATION THAT IS PROPRIETARY TO MOLEX INCORPORATED AND SHOULD NOT BE USED WITHOUT WRITTEN PERMISSION						
H2		A3								

9 8 7 6 5 4 3 2 1

	10	9	8	7	6	5	4	3	2	1						
F	47266-2301	BLACK	SEE NOTE 2(4)	MATTE TIN	WITHOUT FLANGE	TAPE & REEL, PK-47266-001										
	WITH FLANGE				TRAY, PK-47266-002											
	47266-7211				NATURE	SEE NOTE 2(3)	SOLDERABLE NICKEL	WITHOUT FLANGE	TAPE & REEL, PK-47266-001							
47266-7111	SEE NOTE 2(1)															
47266-7011																
E	47266-6301	BLACK	SEE NOTE 2(4)	SOLDERABLE NICKEL	WITHOUT FLANGE	TAPE & REEL, PK-47266-001										
	47266-6201					SEE NOTE 2(2)										
	47266-6101						SEE NOTE 2(1)									
	47266-6001															
	47266-5211							NATURE	SEE NOTE 2(3)	SOLDERABLE NICKEL	WITH FLANGE	TAPE & REEL, PK-47266-003				
	47266-5111															
	47266-5011															
	47266-4211	BLACK	SEE NOTE 2(3)	SOLDERABLE NICKEL	WITH FLANGE	TAPE & REEL, PK-47266-003										
	47266-4111															
	47266-4011															
D	47266-5201	NATURE	SEE NOTE 2(3)	SOLDERABLE NICKEL	WITH FLANGE	TRAY, PK-47266-002										
	47266-5101					SEE NOTE 2(2)										
	47266-5001						SEE NOTE 2(1)									
	47266-4201							BLACK	SEE NOTE 2(3)	SOLDERABLE NICKEL	WITH FLANGE	TRAY, PK-47266-002				
	47266-4101															
	47266-4001															
	47266-3201	NATURE	SEE NOTE 2(3)	MATTE TIN	WITHOUT FLANGE	TAPE & REEL, PK-47266-001										
	47266-3101															
	47266-3001															
	C	47266-2201	BLACK	SEE NOTE 2(3)	MATTE TIN	WITHOUT FLANGE	TAPE & REEL, PK-47266-001									
47266-2101		SEE NOTE 2(2)														
47266-2001							SEE NOTE 2(1)									
47266-1211								NATURE	SEE NOTE 2(3)	MATTE TIN	WITH FLANGE	TAPE & REEL, PK-47266-003				
47266-1111																
47266-1011																
47266-0211		BLACK	SEE NOTE 2(3)	MATTE TIN	WITH FLANGE	TAPE & REEL, PK-47266-003										
47266-0111																
47266-0011																
B		47266-1201	NATURE	SEE NOTE 2(3)	MATTE TIN	WITH FLANGE	TRAY, PK-47266-005									
	47266-1101	SEE NOTE 2(2)														
	47266-1001						SEE NOTE 2(1)									
	47266-0201	BLACK	SEE NOTE 2(3)	MATTE TIN	WITH FLANGE	TRAY, PK-47266-005										
	47266-0102															
47266-0001																
	P/N	HOUSING COLOR	CONTACT AREA PLATING	SHELL PLATING	REMARK	PACKAGING SPECIFICATION										



RECOMMEND PCB LAYOUT
CONNECTOR SIDE VIEW

ADD PART NO. EC NO: S2012-0578 DRWN: JZENG 2012/01/18 CHKD: JESSIECHUA 2012/03/15 APPR: NAGESHKN 2012/03/19 H2	QUALITY SYMBOLS $\nabla_A = 0$ $\nabla_C = 0$ $\nabla_P = 0$	GENERAL TOLERANCES (UNLESS SPECIFIED)		DIMENSION STYLE MM ONLY	SCALE NTS	DESIGN UNITS METRIC	THIRD ANGLE PROJECTION		
		4 PLACES ± --- ± --- 3 PLACES ± --- ± --- 2 PLACES ± 0.20 ± --- 1 PLACE ± 0.30 ± ---	mm INCH	DRAWN BY ROST ZHANG	DATE 2005/05/20	TITLE HDMI RECEPTACLE W/SCREW R/A SMT CUSTOMER DRAWING			
		ANGULAR ± 2 °		CHECKED BY GRATE MA	DATE 2005/05/20	MOLEX INCORPORATED			
		DRAFT WHERE APPLICABLE MUST REMAIN WITHIN DIMENSIONS		APPROVED BY XJSONG	DATE 2010/01/26	MATERIAL NO. SEE TABLE	DOCUMENT NO. SD-47266-001	SHEET NO. 2 OF 2	