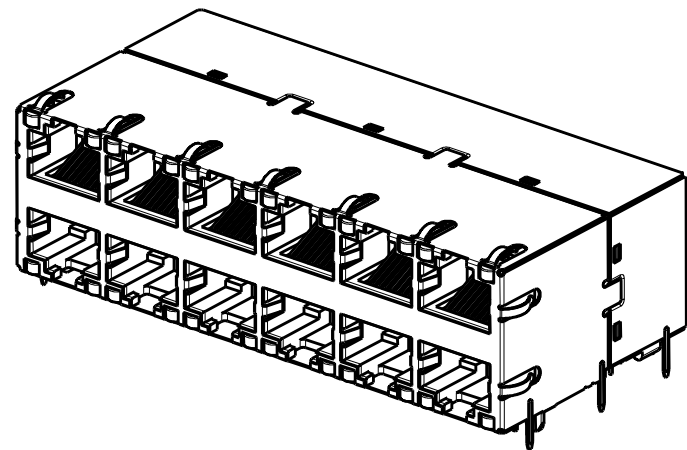


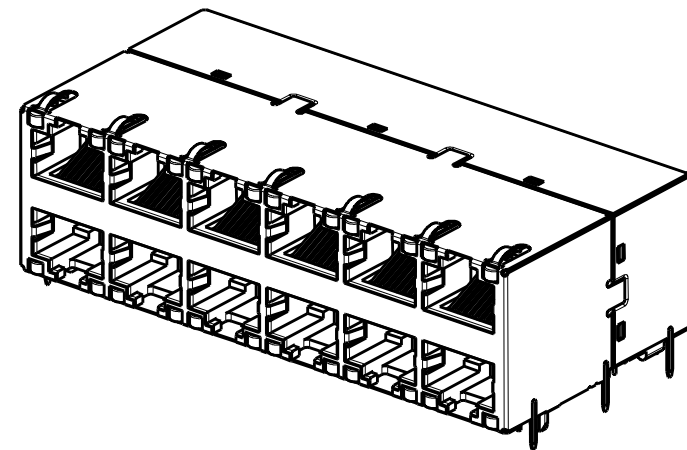
THIS DRAWING AND THE SUBJECT MATTER SHOWN THEREON ARE CONFIDENTIAL AND THE PROPERTY OF BEL/STEWART/TRP CONNECTOR AND SHALL NOT BE REPRODUCED, COPIED, OR USED IN ANY MANNER WITHOUT THE WRITTEN CONSENT OF TRP CONNECTOR.

PRODUCT MAY BE PROTECTED BY ONE OR MORE OF THE FOLLOWING US PATENTS:
 5736910 5939955 6425781 6428361 6554638 6840817 7123117
 7429195 7717749 7808751 6217391 6149050 7924130

REVISIONS					
REV	DATE	BY	CHK	APPV	DESCRIPTION
D	09JAN2015	CZ	TY		EC-1411035 COMPANY LOGO CHANGE

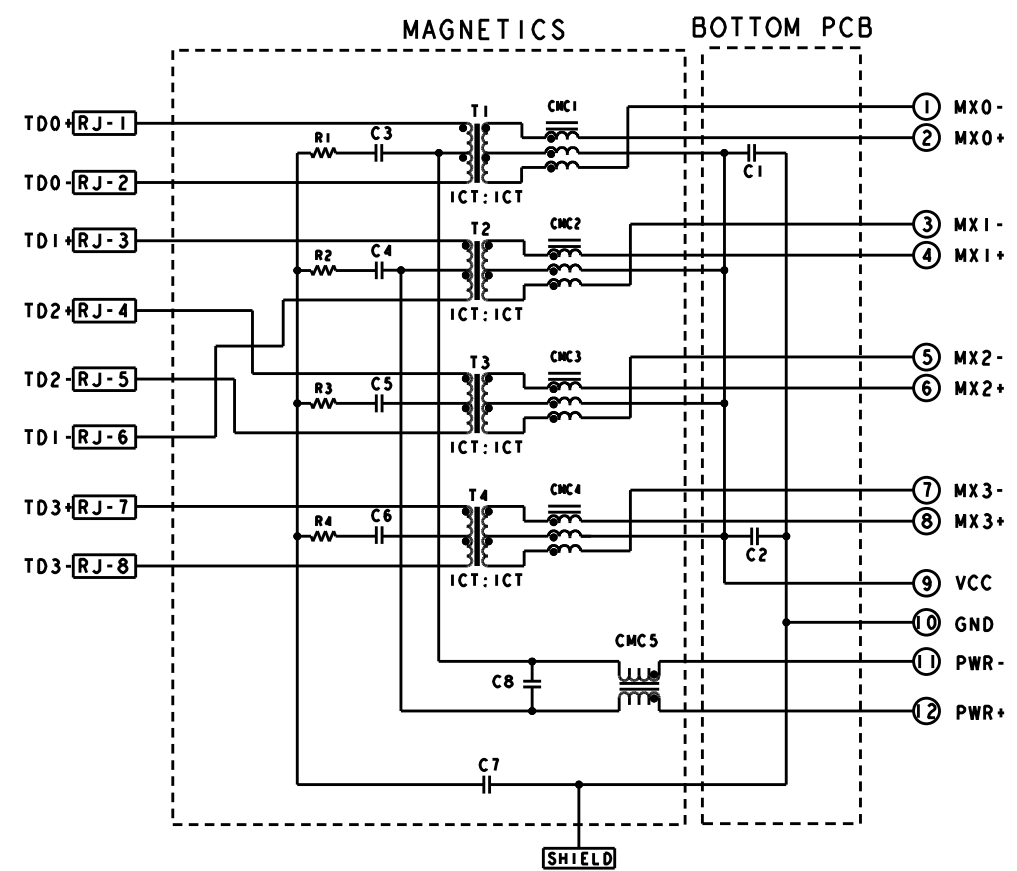


PART NUMBER WITH SIDE TAB



PART NUMBER WITHOUT SIDE TAB

S9HG49C GIGABIT PoE PLUS CIRCUIT $\Delta 2 \Delta 7$
 TOP AND BOTTOM PORTS



C1-C2=10nF, 50V, CAPACITORS
 C3-C6=22nF, 100V, CAPACITORS
 C7=1000pF, 3KV, CAPACITOR
 C8=68nF, 100V, CAPACITOR
 R1-R4=75 OHMS, 1/16W, RESISTORS

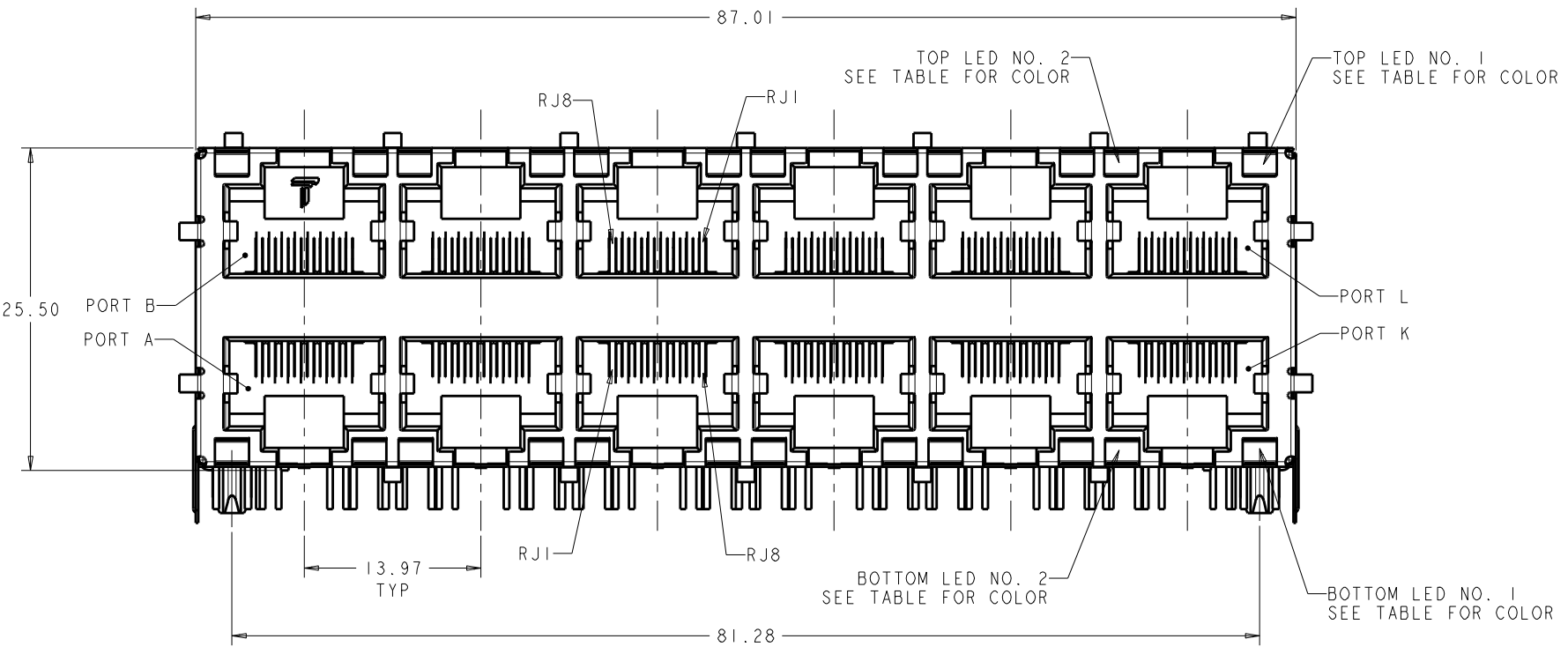
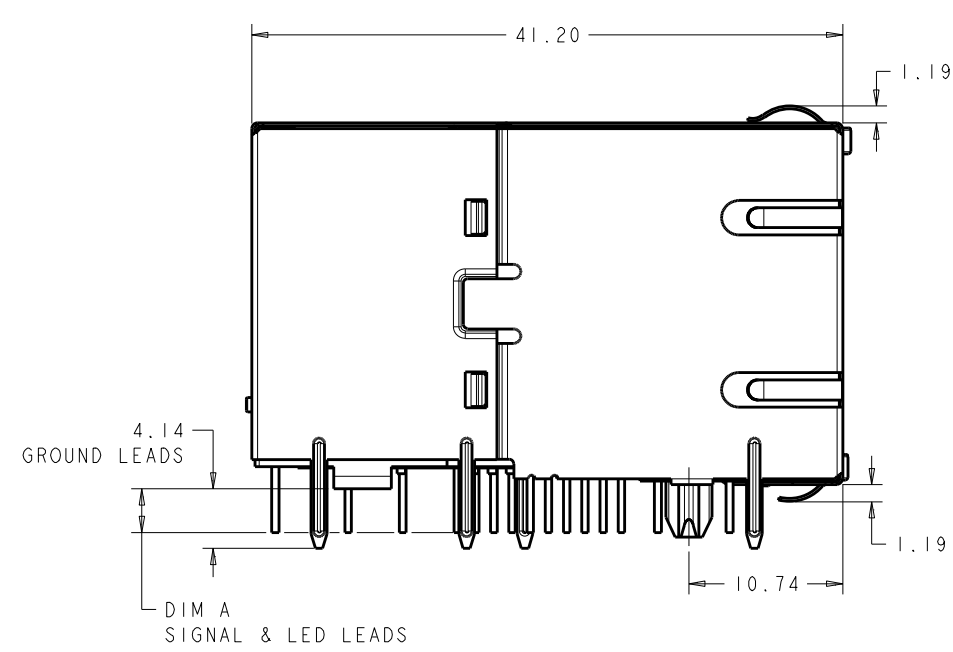
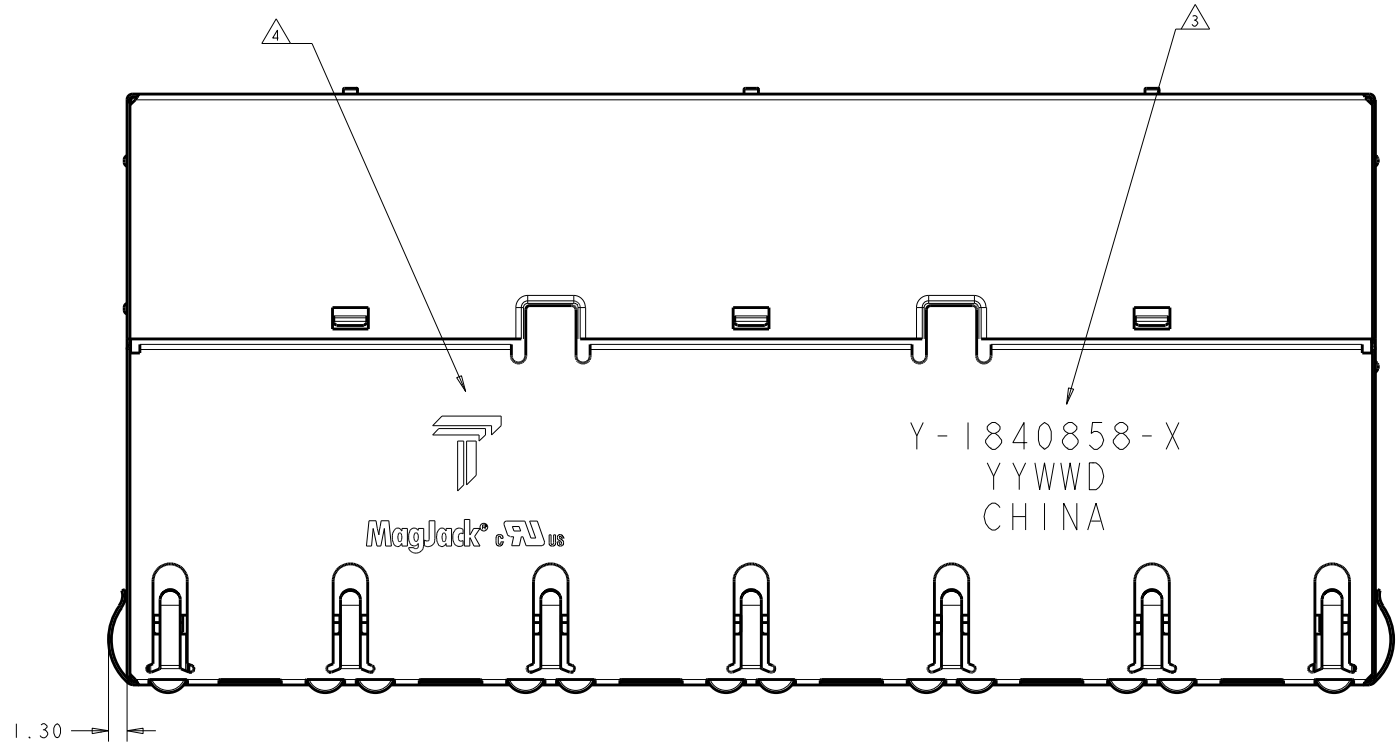
- MATERIALS:**
 PLASTIC HOUSING: BLACK, THERMOPLASTIC FLAMMABILITY RATING UL 94V-0
 SHIELD: BRASS, PREPLATED WITH 0.76um MIN SEMI-BRIGHT NICKEL,
 POST DIPPED WITH 2.54um MIN SAC SOLDER ON SOLDER TAILS,
 CONTACTS: PHOSPHOR BRONZE, 1.27um MIN OVERALL NICKEL UNDERPLATE
 WITH SELECT 1.27um MIN GOLD OR WITH SELECT 0.05um MIN GOLD OVER
 0.76um MIN PALLADIUM-NICKEL AT MATING INTERFACE AND 2.54um MIN
 MATTE TIN ON SOLDER TAILS.
 LED: DIFFUSED EPOXY LENS, CARBON STEEL LEAD FRAME TAILS OF LED
 ARE PREPLATED WITH 2.03um MIN SILVER OVER 1.02um MIN NICKEL
 UNDERPLATE OVER 1.02um MIN COPPER UNDERPLATE. POST-PLATED WITH
 2.54um MIN MATTE TIN AND/OR SAC SOLDER DIP OR PURE TIN SOLDER DIP
- MAGNETICS:**
 APPLICATION: 10/100/1000 BASE-T, PoE PLUS
 IMPEDANCE: 100ohms
 TURNS RATIO (CHIP:CABLE): 1:1 ALL FOUR PAIRS
 OPEN CIRCUIT INDUCTANCE (OCL): 350uH MIN @100kHz, 0.1VRMS,
 20mA DC BIAS FROM 0°C TO 70°C, ACROSS RJ1 ~ RJ2 & RJ3 ~ RJ6;
 8mA DC BIAS FROM 0°C TO 70°C, ACROSS RJ4 ~ RJ5 & RJ7 ~ RJ8.
 ALL FOUR PAIRS BI-DIRECTIONAL
 POE CURRENT: 600mA DC MAX
 PERFORMANCE @25°C:
 INSERTION LOSS (IL): 1.1dB MAX FROM 1.0MHz TO 100MHz
 RETURN LOSS (RL): 18dB MIN FROM 1.0MHz TO 40MHz
 12-20LOG(f/80)dB MIN FROM 40.1MHz TO 100MHz
 CROSSTALK ATTENUATION: 35dB MIN FROM 1.0MHz TO 40MHz
 33-20LOG(f/50)dB MIN FROM 40.1MHz TO 100MHz
 COMMON MODE REJECTION RATIO (CMRR):
 30dB MIN FROM 1.0MHz TO 100MHz
 ISOLATION VOLTAGE: 1500VAC(MAX) AT 60Hz FOR 60 SECONDS WITH ALL PORTS CONNECTED.
- PART NUMBER, DATE CODE AND COUNTRY OF ORIGIN LOCATED IN APPROXIMATE AREA SHOWN
 DATE CODE: YYWW WHERE "YY" IS YEAR, "WW" IS WORK WEEK, "D" IS DAY OF WEEK,
 WITH SUNDAY = 1
- TRP CONNECTOR LOGO AND AGENCY APPROVAL LOGO ARE LOCATED
 IN APPROXIMATE AREA SHOWN.
- OPERATING TEMP: FROM 0°C TO 70°C.
- RJ45 CAVITY CONFORMS TO FCC RULES AND REGULATION PART 68 SUBPART F.
- INDICATED MAGNETIC CONNECTIONS ARE SYMMETRICAL AND SUPPORT AUTO-MDI/MDIX.
- DATUM AND BASIC DIMENSION ESTABLISHED BY CUSTOMER.
- DIMENSION ESTABLISHED BY CUSTOMER, BUT MAY NOT BE
 GREATER THAN 5.08mm.
- LEDS ARE DRIVEN WITH CONSTANT CURRENT AT APPROX 20mA
 LED COLOR: DOMINANT WAVELENGTH (λ_D): GREEN 568 nm TYP. @ IF=20mA
 FORWARD VOLTAGE (VF): GREEN 2.2V TYP. @ IF=20mA
 DOMINANT WAVELENGTH (λ_D): YELLOW 588 nm TYP. @ IF=20mA
 FORWARD VOLTAGE (VF): YELLOW 2.1V TYP. @ IF=20mA
- THESE PARTS ARE RECOMMENDED FOR WAVE SOLDERING PROCESS, PEAK TEMPERATURE 260°C
 FOR 10 SECONDS

YES	3.81	GREEN/YELLOW	GREEN/YELLOW	GREEN/YELLOW	GREEN/YELLOW	4-1840858-4
NO	3.04	GREEN/YELLOW	GREEN/YELLOW	GREEN/YELLOW	GREEN/YELLOW	9-1840858-4
YES	2.60	GREEN/YELLOW	GREEN/YELLOW	GREEN/YELLOW	GREEN/YELLOW	2-1840858-4
NO	2.79	GREEN/YELLOW	GREEN/YELLOW	GREEN/YELLOW	GREEN/YELLOW	1-1840858-4
YES	3.04	GREEN/YELLOW	GREEN/YELLOW	GREEN/YELLOW	GREEN/YELLOW	1840858-4
SIDE TAB	DIM A	BOTTOM LED NO. 2	BOTTOM LED NO. 1	TOP LED NO. 2	TOP LED NO. 1	PART NO.

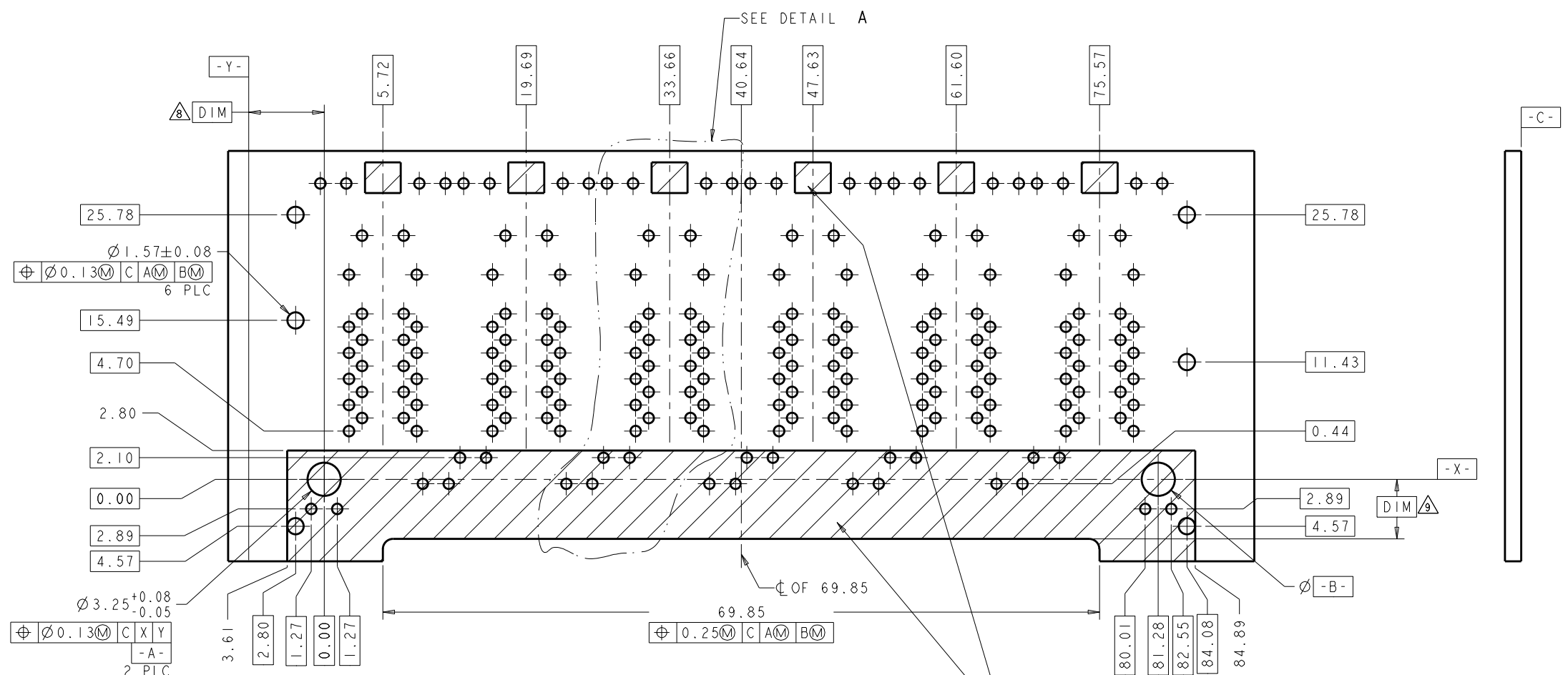
THIS DRAWING IS A CONTROLLED DOCUMENT.

DIMENSIONS: mm	TOLERANCES UNLESS OTHERWISE SPECIFIED:	DRN: RICK LI/SEAN HE 17NOV2010	CHK: TONY YUAN 17NOV2010	APVD: KELTH ZHU 17NOV2010	DESC: 2X6 S9HG49C GIGABIT PoE PLUS W/ LED
0 PLC ±	1 PLC ±	2 PLC ±0.25	3 PLC ±	4 PLC ±	MODEL NAME: MAGJACK
PRODUCT SPEC: 108-104004	APPLICATION SPEC:	SIZE: A1	CAGE CODE: 1840858	DRAWING NO: 1840858	RESTRICTED TO: -
CUSTOMER DRAWING			SCALE: NTS	SHEET: 1 OF 4	REV: D

trp CONNECTOR DONGGUAN CHINA

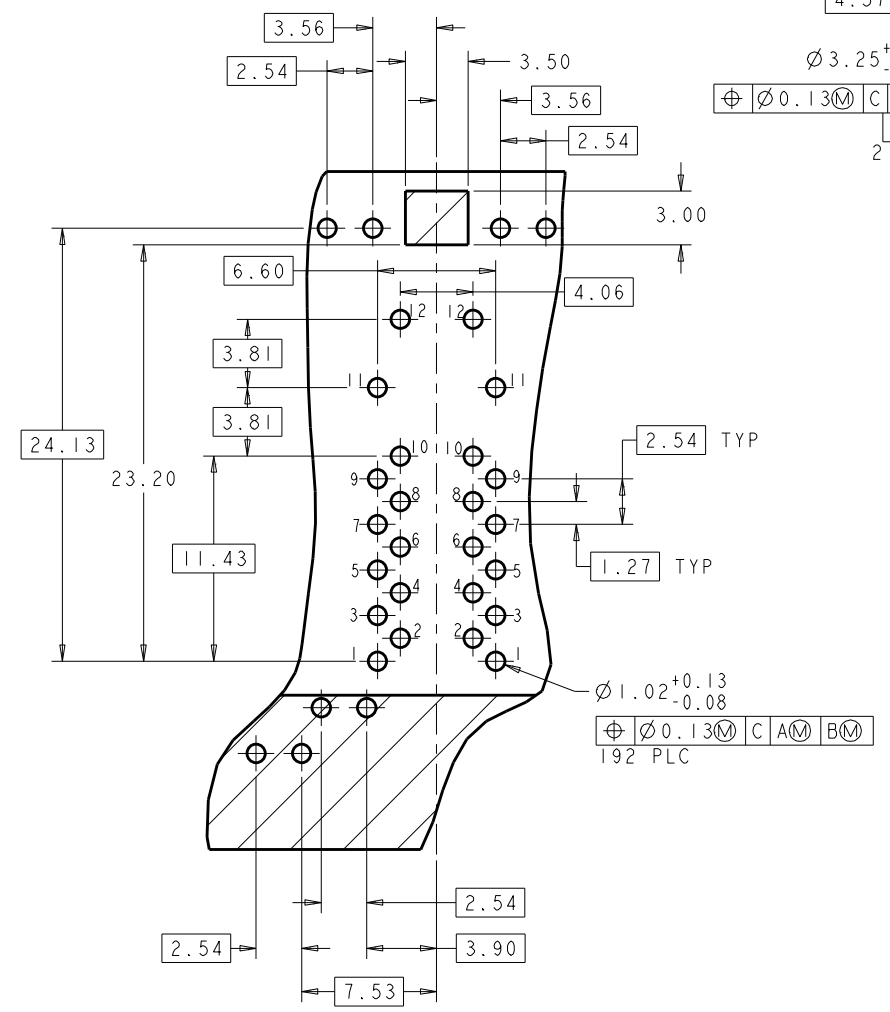


THIS DRAWING IS A CONTROLLED DOCUMENT.		DRN RICK LI/SEAN HE 17NOV2010	<p>trp CONNECTOR DONGGUAN CHINA</p>										
DIMENSIONS: mm		CHK TONY YUAN 17NOV2010											
TOLERANCES UNLESS OTHERWISE SPECIFIED:		APVD KELTH ZHU 17NOV2010	DESC MAGJACK										
<table border="1"> <tr><td>0 PLC</td><td>±</td></tr> <tr><td>1 PLC</td><td>±</td></tr> <tr><td>2 PLC</td><td>±0.25</td></tr> <tr><td>3 PLC</td><td>±</td></tr> <tr><td>4 PLC</td><td>±</td></tr> </table>		0 PLC	±	1 PLC	±	2 PLC	±0.25	3 PLC	±	4 PLC	±	MODEL NAME MAGJACK	DESC 2X6 S9HG49C GIGABIT PoE PLUS W/ LED
0 PLC	±												
1 PLC	±												
2 PLC	±0.25												
3 PLC	±												
4 PLC	±												
PRODUCT SPEC 108-104004	APPLICATION SPEC	SIZE A1	RESTRICTED TO										
CUSTOMER DRAWING		SCALE NTS	SHEET 2 OF 4										
		REV D											

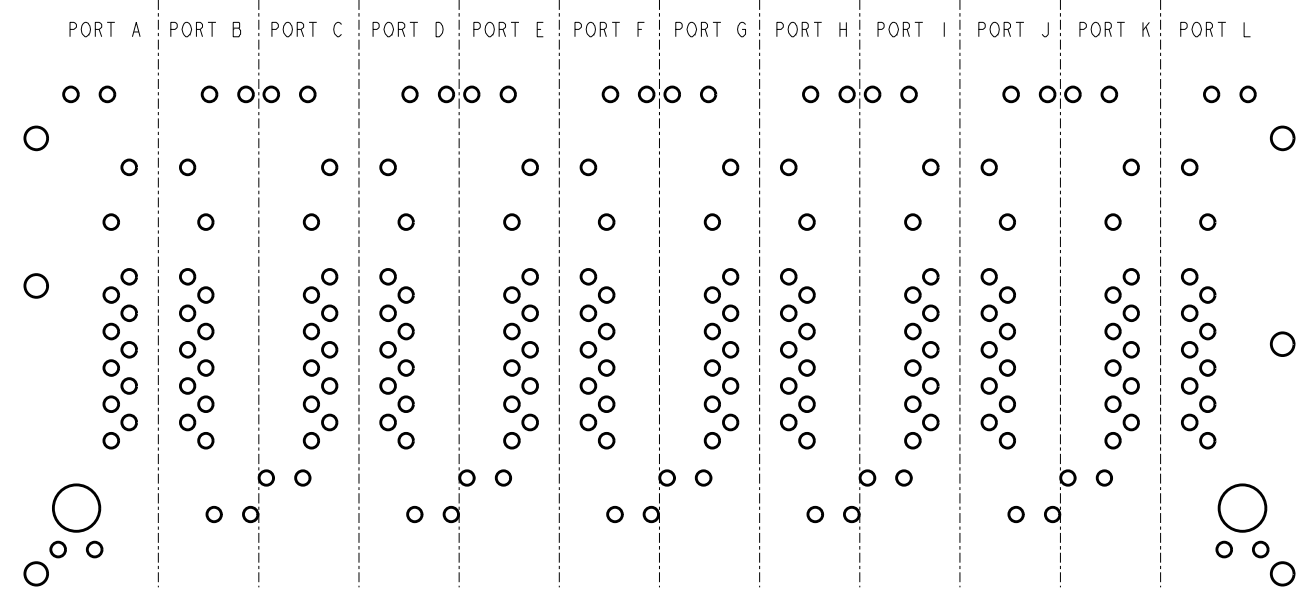


RECOMMENDED CUSTOMER PCB LAYOUT
VIEWED FROM COMPONENT SIDE

IT IS RECOMMENDED THAT SHADED AREAS ON CUSTOMER PC BOARD BE CLEAR OF ANY VIA HOLE, COMPONENT, CIRCUIT TRACE WHICH HAS EQUAL POTENTIAL WITH CABLE SIDE SIGNAL AND POE SIGNAL

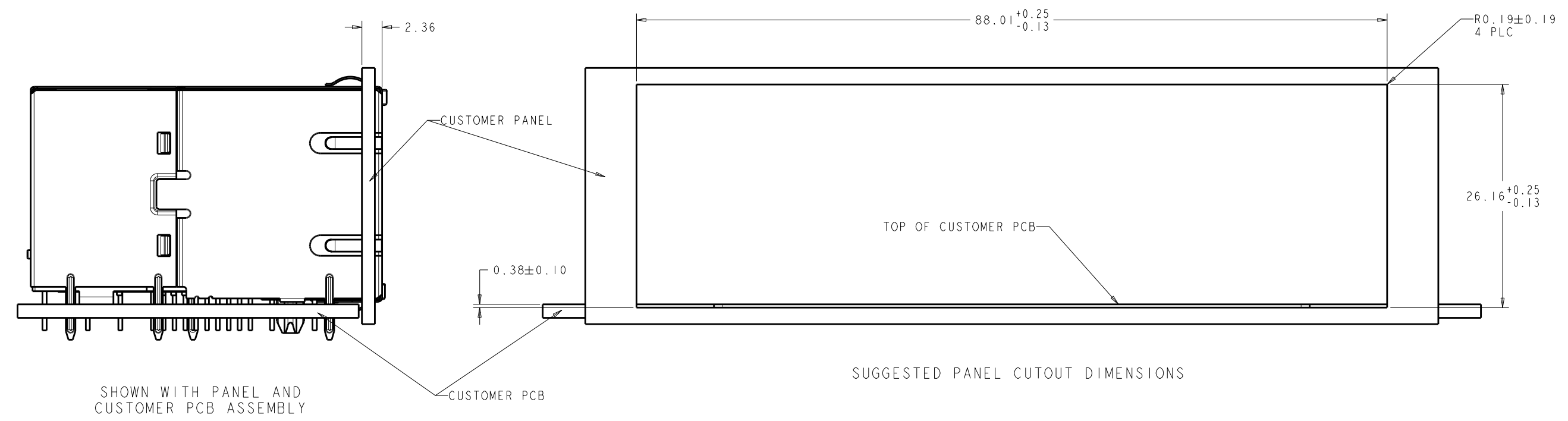
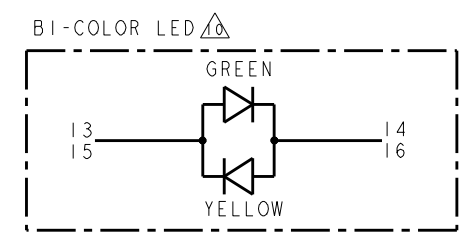
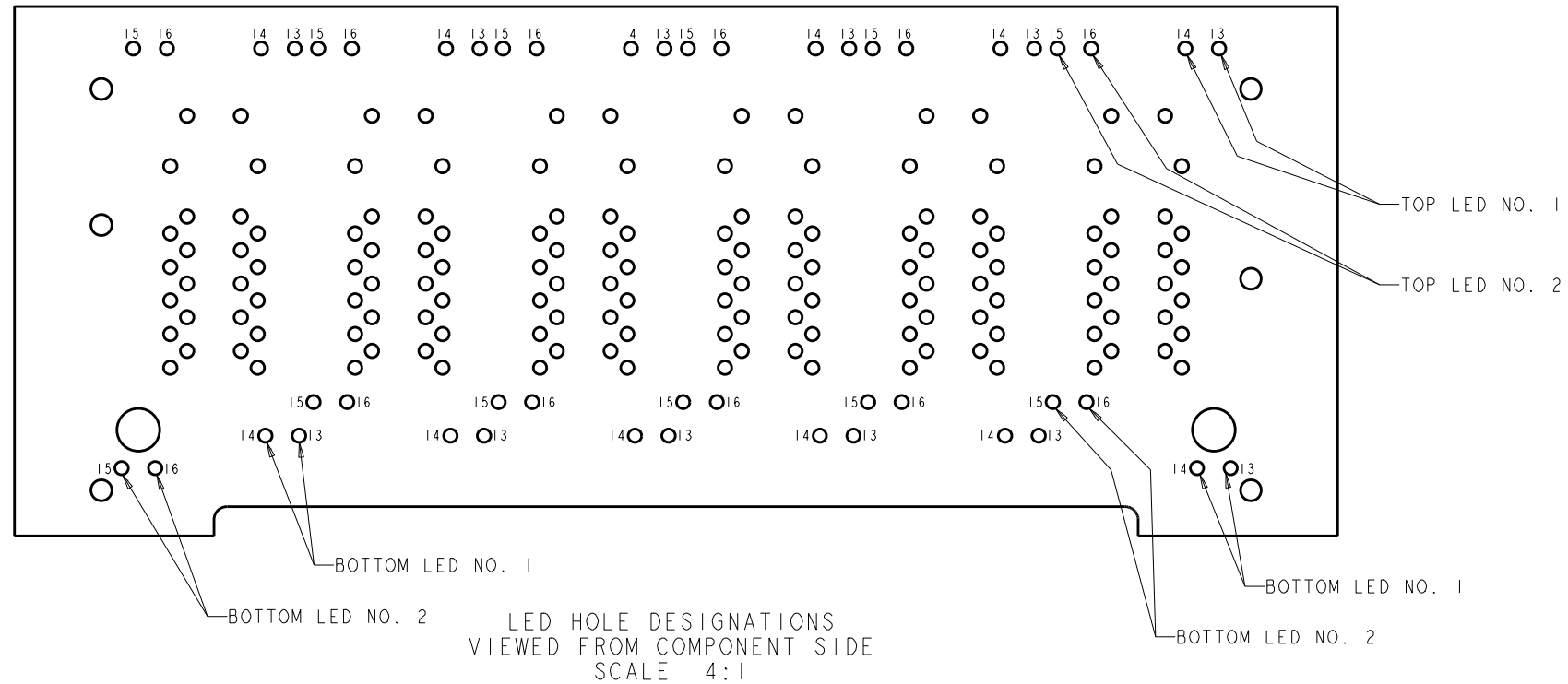


DETAIL A
SCALE 5:1



PORT ASSIGNMENT
VIEWED FROM COMPONENT SIDE
SCALE 4:1

THIS DRAWING IS A CONTROLLED DOCUMENT.		DRN RICK LI/SEAN HE 17NOV2010	 DONGGUAN CHINA
DIMENSIONS: mm		CHK TONY YUAN 17NOV2010	
TOLERANCES UNLESS OTHERWISE SPECIFIED:		APVD KELTH ZHU 17NOV2010	DESC MAGJACK
0 PLC ± 1 PLC ± 2 PLC ±0.25 3 PLC ± 4 PLC ±	ANGLE ±	MODEL NAME STACK PoE PLUS	SIZE 2X6 S9HG49C GIGABIT PoE PLUS W/ LED
PRODUCT SPEC 108-104004	APPLICATION SPEC	CAGE CODE A1	DRAWING NO 1840858
CUSTOMER DRAWING		SCALE NTS	SHEET 3 OF 4



SHOWN WITH PANEL AND CUSTOMER PCB ASSEMBLY

THIS DRAWING IS A CONTROLLED DOCUMENT.		DWG: RICK LI/SEAN HE 17NOV2010 CHK: TONY YUAN 17NOV2010 APVD: KEITH ZHU 17NOV2010	trp CONNECTOR DONGGUAN CHINA
DIMENSIONS: mm	TOLERANCES UNLESS OTHERWISE SPECIFIED: 0 PLC ± 1 PLC ± 2 PLC ±0.25 3 PLC ± 4 PLC ± ANGLES ±	MODEL NAME MAGJACK	DESC 2X6 S9HG49C GIGABIT PoE PLUS W/ LED
PRODUCT SPEC 108-104004	APPLICATION SPEC -	SIZE A1	CAGE CODE 1840858
CUSTOMER DRAWING		SCALE NTS	SHEET 4 OF 4 REV D