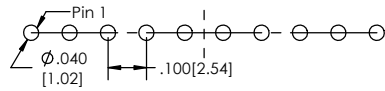
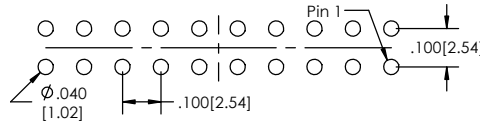


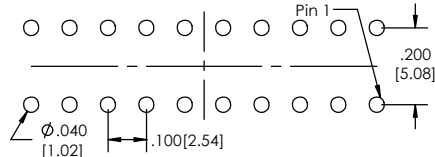
**Recommended P.C. Board Layout**  
SCALE 4:1



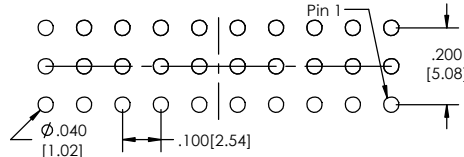
**SINGLE ROW**



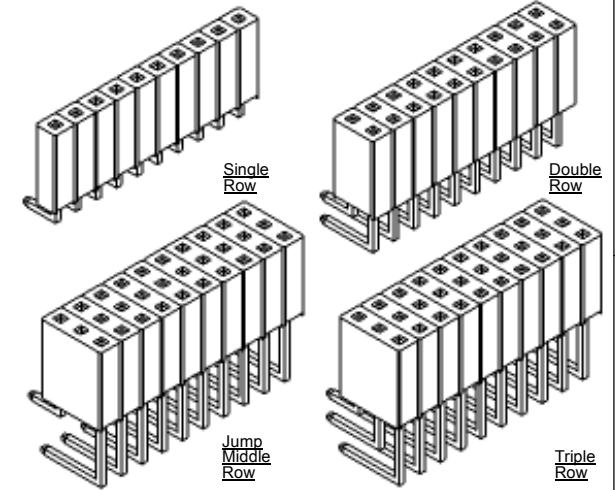
**DOUBLE ROW**



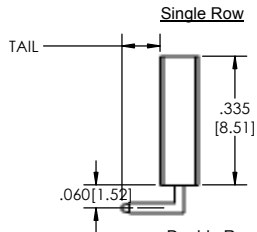
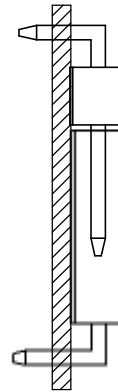
**JUMP MIDDLE ROW**



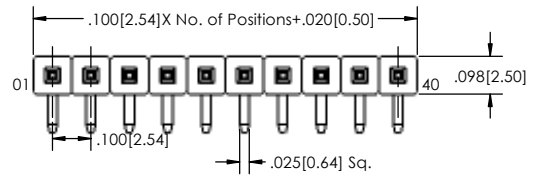
**TRIPLE ROW**



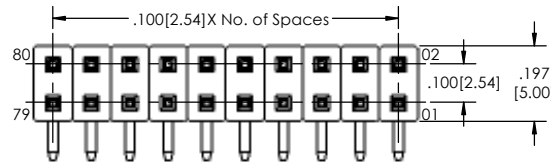
**Application**



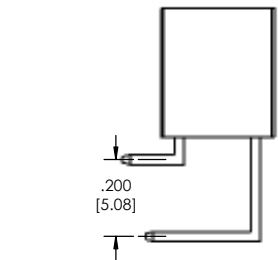
**Single Row**



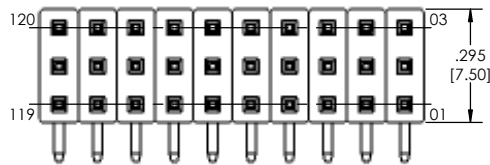
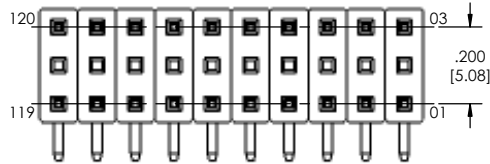
**Double Row**



**Jump Middle Row**



**Triple Row**



SSHQR-1 [A] [B] [C] [D] [E] [F] [G]  
(A) (B) (C) (D) (E) (F) (G)

- A. Pins Per Row - 1 through 40
- B. Row Specification
  - S= Single
  - D= Double
  - J= Jump middle
  - T= Triple
- C. Pin Options - See Pin Options below
- D. Plating Options - See Plating Options below
- E. Lock Tight "LT" (Optional)
  - Leave blank if not needed
  - LT= With
- F. Polarized Position
  - Leave blank if not needed
  - If required, specify empty pin position - e.g. 012 for Pin 12
- G. Lead Free

Mates with:  
 BSTC TSHCR  
 BSTCM TSHCRE  
 BSTCR TSHCRSM  
 BSTCRSM TSHR  
 BSTS TSHRE  
 LBSTCM TSHS  
 LTSHCR TSHSCM  
 LTSHCRE TSHSM  
 LTSHR ULTSHSM  
 LTSHRE ULTSHC  
 LTSHSM ULTSHCR  
 TSHC

Plating options	
G	-10µ Gold on Contact Area/ Flash on Tail
T	-Matte Tin all Over
GT	-10µ Gold on Contact Area/ Matte Tin on Tail
H	-30µ Gold on Contact Area/ Matte Tin on Tail
F	-Gold Flash over Entire Pin
FT	-Gold Flash on Contact Area/ Matte Tin on Tail

Specifications:  
 Insertion Depth: .145[3.68] to .250[6.35]  
 Insertion Force- Per Contact- H Plating:  
 6oz.[1.67N] avg with .025[0.64mm] sq. pin  
 Withdrawal Force- Per Contact- H Plating:  
 5oz.[1.39N] avg qith .025[0.64mm] sq. pin  
 Current Rating: 3.0 Ampere  
 Insulation Resistance: 1000M Ohms Min.  
 Dielectric Withstanding: 600V AC  
 Contact Resistance: 20M Ohms Max.  
 Operation Temperature: -40°C to +105°C  
 Max. Process Temperature  
 Peak: 260°C up to 20 secs.  
 Process: 230°C up to 60 secs.  
 Wave: 260°C up to 6 secs.  
 Manual Solder: 350°C up to 5 secs.

Pin Option		
Tail		
0.100	2.54mm	02
0.290	7.37mm	04
0.490	12.45mm	06

Materials:  
 Contact Material: Phosphor Bronze  
 Insulator Material: Nylon 6T  
 Plating: Au or Sn over 50µ" (1.27) Ni  
 Tails may be clipped to achieve specific dimensions.  
 Products cut to specific sizes are uncancelable/ nonreturnable.  
 Parts are subject to change without notice.



PROPRIETARY AND CONFIDENTIAL  
 THE INFORMATION CONTAINED IN THIS DRAWING IS THE SOLE PROPERTY OF Major League Electronics. ANY REPRODUCTION IN PART OR AS A WHOLE WITHOUT THE WRITTEN PERMISSION OF Major League Electronics IS PROHIBITED.

UNLESS OTHERWISE SPECIFIED:		NAME		DATE	
DRAWN		EOW		01/20/15	
CHECKED		GWE		01/20/15	
ENG APPR.					
MFG APPR.					
MATERIAL		ADDRESS:		2533 Centennial Blvd. Jeffersonville, IN 47130 Phone: 812-670-4174 Fax: 812-670-4175 E-Mail: mle@mlelectronics.com	
NEXT ASSY		USED ON		FINISH	
APPLICATION		DO NOT SCALE DRAWING		TITLE: SSHQR-1 SERIES	



SIZE	DWG. NO.	REV
C		B
SCALE: 4:1		SHEET 1 OF 1