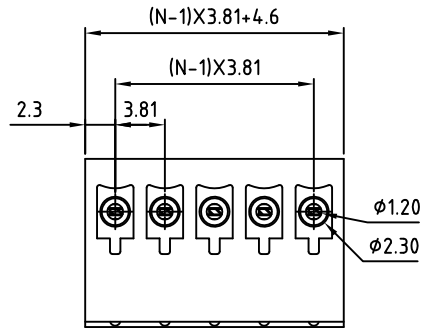


SIGN	DATE	DESCRIPTION	APPROVER

THIS IS CAD DRAWING, DO NOT REVISE MANUALLY!!!



POLE	TOL
2 pole~6 pole	±0.05
7 pole~12 pole	±0.20
13 pole~18 pole	±0.25
19 pole~24 pole	±0.30

Technical Data:

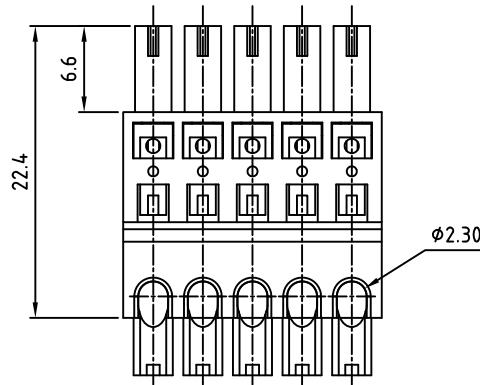
Material:

- Insulator Body: Thermoplastic(UL94V-0)
- Insulator: Thermoplastic(UL94V-0)
- Female contact: PhBz (CuSn) Tin plated

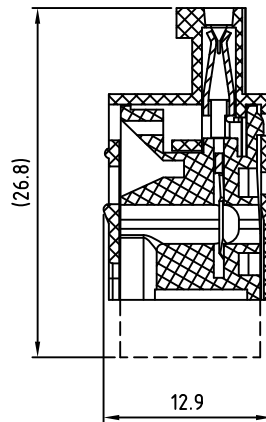
Electrical

- Voltage rating: 300V
- Current rating: 5A
- Wire range:
 - Solid wire(AWG): 20-22
 - Stranded wire(AWG): 20-22
- Withstanding Voltage: 1.6KV
- Operating temperature: -40°C to +115°C
- Safety approval: us

RoHS Compliant



N=Number of contacts



PART NUMBER:

OSTHPXX3050

No. of Poles
02: 2 Poles
:
24: 24 Poles

COLOR

- 0: Black
- 5: Green (Standard)
- 6: Blue
- 8: Grey



THESE DRAWINGS AND SPECIFICATIONS ARE THE PROPERTY OF ON-SHORE TECHNOLOGY, INC. AND SHALL NOT BE REPRODUCED, COPIED OR USED IN ANY MANNER WITHOUT THE PRIOR WRITTEN CONSENT OF ON-SHORE TECHNOLOGY, INC.

TITLE		OSTHP 3.81 Series without flange			
PART NO.	OSTHPXX3050	DWG NO.	OSTHPXX3050.DWG		
APPROVED	CHECKED	DESIGNED	DRAWN	CUST NO.	Tolerance
		Runner 2011.07.14	Aaron 2007.02.08		X. ±0.50 X.X ±0.30 X.XX ±0.10 X° ±1°
				UNIT: mm	SCALE: NONE
				SHEET: 01/01	REV: E