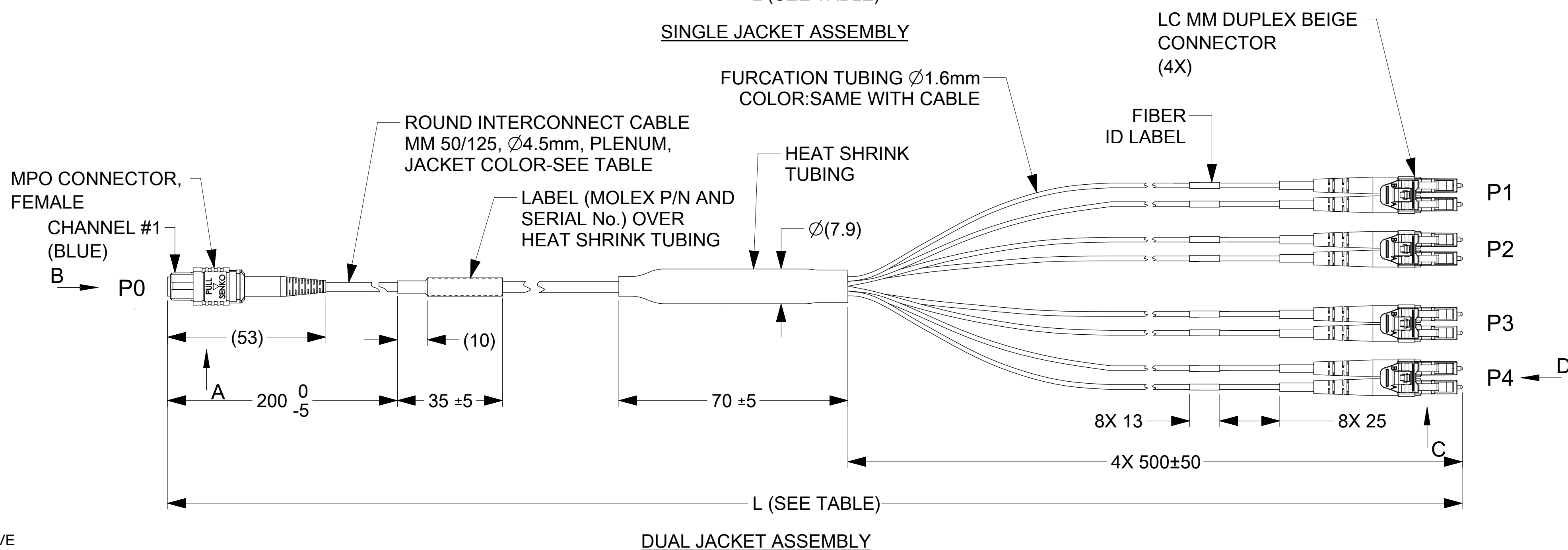
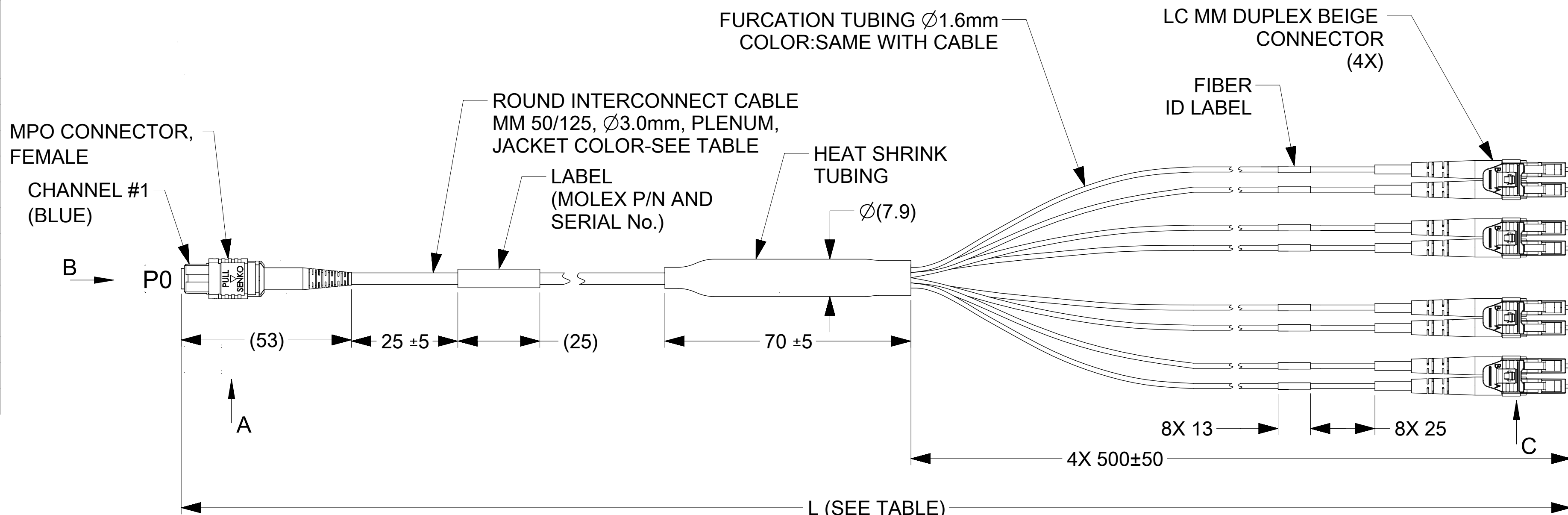


QSFP CABLE ASSEMBLY PART NUMBER			OVERALL LENGTH L (m)	CABLE DIA (mm)	CABLE TYPE
STANDARD BANDWIDTH (OM2 FIBER) (ORANGE)	HIGH BANDWIDTH (OM3 FIBER) (AQUA)	HIGH BANDWIDTH (OM4 FIBER) (AQUA)			
885366401	885366501	885366601	1.0 +0.2/-0	3.0	BARE FIBER INTERCONNECT, SINGLE JACKET
885366403	885366503	885366603	3.0 +0.2/-0		
885366405	885366505	885366605	5.0 +0.2/-0		
885366410	885366510	885366610	10.0 +0.3/-0		
885366415	885366515	885366615	15.0 +0.3/-0		
885366420	885366520	885366620	20.0 +0.4/-0	4.5	BARE FIBER INTERCONNECT, DUAL JACKET
885366430	885366530	885366630	30.0 +0.6/-0		
885366440	885366540	885366640	40.0 +0.80/-0		
885366450	885366550	885366650	50.0 +1.0/-0		
885366460	885366560	885366660	60.0 +1.20/-0		
885366470	885366570	885366670	70.0 +1.50/-0		
885366480	885366580	885366680	80.0 +1.6/-0		
885366499	885366599	885366699	100+2.0/-0		



NOTES:

1. CABLE ASSEMBLY SPECIFICATIONS:

OPTICAL PROPERTIES

FIBER TYPE
CONNECTOR INSERTION LOSS MPO/LC (MAX.)
CABLE ATTENUATION (MAX.)

MULTIMODE 50/125 µm BEND-INSENSITIVE
1.0/0.35 dB
3.5/1.2 dB/km AT 850/1300 nm for OM2
3.0/1.2 dB/km AT 850/1300 nm for OM3
3.0/1.0 dB/km AT 850/1300 nm for OM4
SEE TABLE 1

OVERFILLED LAUNCH BANDWIDTH, MIN.

ENVIRONMENTAL PROPERTIES
CONNECTOR MATERIALS
CABLE FLAMMABILITY RATING
OPERATING TEMPERATURE RANGE
MECHANICAL PROPERTIES
FIBER COUNT

UL94 V-0
PLENUM OFNP
-20°C TO +70°C
4 Tx X 4 Rx

2. ENDCAPS ARE NOT SHOWN BUT INCLUDED.

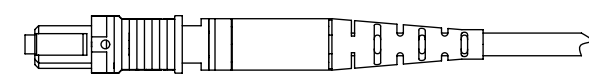
3. CABLE CONSTRUCTION:

- L < 25 meters - SINGLE JACKET CABLE
- L ≥ 25 meters - RUGGEDIZED CENTRAL TUBE CABLE

4. INSERTION LOSS TEST DATA IS PROVIDED WITH EACH SHIPMENT.

5. PACKAGING:

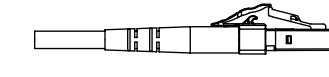
- L < 50 meters - INDIVIDUALLY COILED AND BAGGED
- L ≥ 50 meters - SHIPPED ON SPOOLS



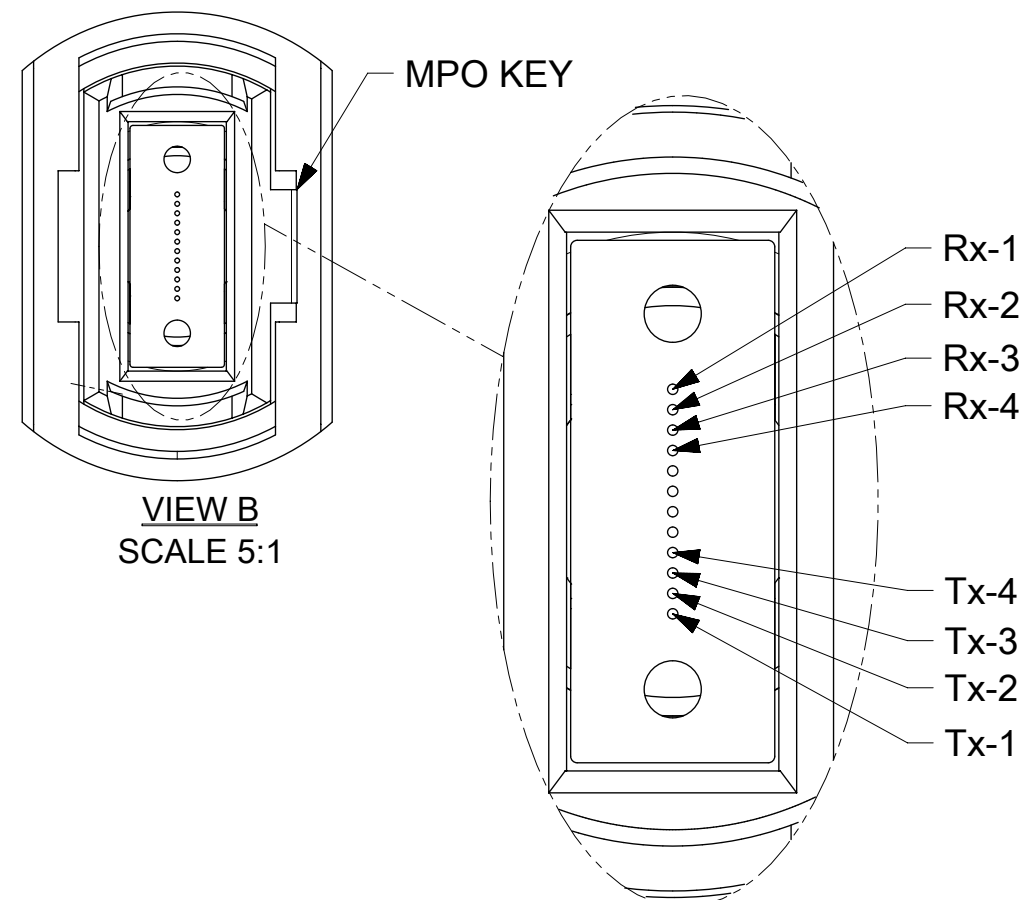
VIEW A



VIEW D



VIEW C



VIEW B
SCALE 5:1

FIBER TYPE	OVERFILLED LAUNCH BANDWIDTH, MIN. (MHz-km)		1 GIGABIT ETHERNET LINK DISTANCE, MIN. (m)		10 GIGABIT ETHERNET LINK DISTANCE, MIN. (m)		EFFECTIVE MODAL BANDWIDTH (MHz-km)
	850 nm	1300 nm	850 nm	1300 nm	850 nm	1300 nm	850 nm
STANDARD BANDWIDTH (OM2)	500	500	600	---	82	---	---
HIGH BANDWIDTH (OM3)	1500	500	1000	---	300	---	2000
HIGH BANDWIDTH (OM4)	3500	550	1040	---	550	---	4700

THIS DRAWING CONTAINS INFORMATION THAT IS PROPRIETARY TO MOLEX ELECTRONIC TECHNOLOGIES, LLC AND SHOULD NOT BE USED WITHOUT WRITTEN PERMISSION

FUNCTIONAL SYMBOLS	DIMENSION UNITS	SCALE	CURRENT REV DESC:
FA = 0	mm	NTS	
FC = 0	GENERAL TOLERANCES (UNLESS SPECIFIED)		
FD = 0	ANGULAR TOL ± °		
DIVISIONAL SYMBOLS	4 PLACES	±	
	3 PLACES	±	
	2 PLACES	±	
	1 PLACE	±	
	0 PLACES	±	
DRAFT WHERE APPLICABLE MUST REMAIN WITHIN DIMENSIONS	THIRD ANGLE PROJECTION	DRAWING SERIES	
		D-SIZE	88536

molex

MOLEX MPO QSFP TO 4XLCD MM JUMPER BREAK-OUT CABLE ASSEMBLY

PRODUCT CUSTOMER DRAWING

DOCUMENT NUMBER: **885366601** DOC TYPE: PSD DOC PART: 000 REVISION: 1A

MATERIAL NUMBER: SEE TABLE CUSTOMER: GENERAL MARKET SHEET NUMBER: 1 OF 1

OPTICAL CONNECTION		
FROM P0	TO CONNECTOR	FIBER ID
Rx-1	P1-B	Tx-1
Rx-2	P2-B	Tx-2
Rx-3	P3-B	Tx-3
Rx-4	P4-B	Tx-4
UNUSED	UNUSED	UNUSED
UNUSED	UNUSED	UNUSED
UNUSED	UNUSED	UNUSED
UNUSED	UNUSED	UNUSED
Tx-4	P4-A	Rx-4
Tx-3	P3-A	Rx-3
Tx-2	P2-A	Rx-2
Tx-1	P1-A	Rx-1