

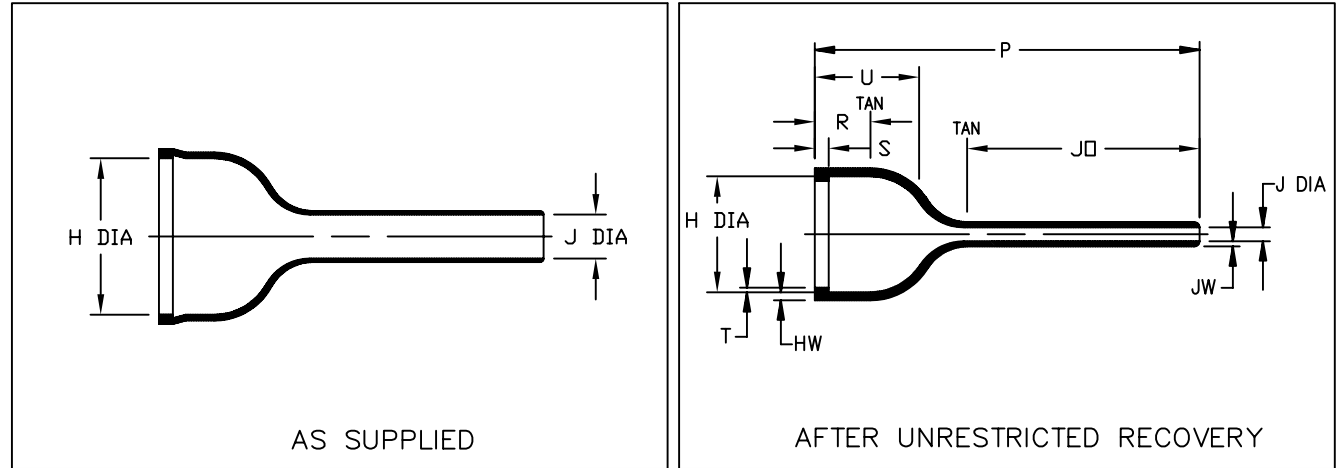
# Molded Parts Specification Control Drawing

Part Number : 202D9XX-25-19

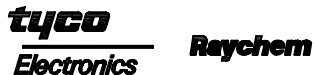
Description : Boot, Straight

## NOTES

- All dimensions are in  $\frac{\text{inches}}{[\text{millimeters}]}$
- Dimensions appearing in table are as follows:
  - a - As Supplied
  - b - After Unrestricted Recovery
- Coating is optional. As supplied dimensions appearing in table are for uncoated parts. When coating is added, entry diameters will be reduced by .06 max.



| TABLE OF DIMENSIONS |                       |                       |                      |                     |                       |                      |                     |                       |                       |                       |                     |                       |
|---------------------|-----------------------|-----------------------|----------------------|---------------------|-----------------------|----------------------|---------------------|-----------------------|-----------------------|-----------------------|---------------------|-----------------------|
| PART NUMBER         | H                     |                       | J                    |                     | P<br>±10%             | R<br>Ref             | S<br>Ref            | T<br>Ref              | U<br>±10%             | JO<br>±10%            | HW<br>±20%          | JW<br>±20%            |
|                     | Min                   | Max                   | Min                  | Max                 |                       |                      |                     |                       |                       |                       |                     |                       |
|                     | a                     | b                     | a                    | b                   | b                     | b                    | b                   | b                     | b                     | b                     | b                   | b                     |
| 202D932             | $\frac{1.03}{[26,1]}$ | $\frac{.75}{[19,1]}$  | $\frac{.50}{[12,7]}$ | $\frac{.10}{[2,6]}$ | $\frac{2.92}{[74,2]}$ | $\frac{.48}{[12,2]}$ | $\frac{.12}{[3,0]}$ | $\frac{.04}{[1,0]}$   | $\frac{.80}{[20,3]}$  | $\frac{1.77}{[45,0]}$ | $\frac{.07}{[1,8]}$ | $\frac{.045}{[1,14]}$ |
| 202D963             | $\frac{1.72}{[43,6]}$ | $\frac{1.34}{[34,1]}$ | $\frac{.50}{[12,7]}$ | $\frac{.14}{[3,6]}$ | $\frac{3.92}{[99,6]}$ | $\frac{.48}{[12,2]}$ | $\frac{.12}{[3,0]}$ | $\frac{.065}{[1,65]}$ | $\frac{1.03}{[26,2]}$ | $\frac{2.27}{[57,7]}$ | $\frac{.07}{[1,8]}$ | $\frac{.045}{[1,14]}$ |



TYCO ELECTRONICS  
300 CONSTITUTION DRIVE  
MENLO PARK, CALIFORNIA 94025

If this document is printed it becomes uncontrolled. Check for the latest revision.

Revision : A

Date : 3/15/07

Page 1 of 2

Part Number : 202D9XX-25-19

Description : Boot, Straight

DCR NO. MP070028

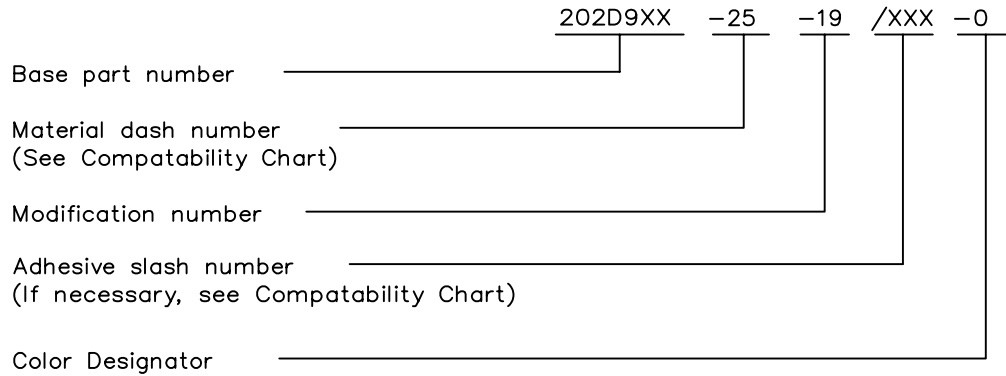
# Molded Parts Specification Control Drawing

Part Number : 202D9XX-25-19

Description : Boot, Straight

| COMPATABILITY CHART |                            |         |                   |               |                     |
|---------------------|----------------------------|---------|-------------------|---------------|---------------------|
| MATERIAL DASH NO.   | MATERIAL DESCRIPTION       | RT SPEC | COATING SLASH NO. | COATING S NO. | COATING DESCRIPTION |
| -25                 | Elastomer, Fluid Resistant | RT-1325 | N.A.              | N/A           | N/A                 |
|                     |                            |         |                   |               |                     |
|                     |                            |         |                   |               |                     |
|                     |                            |         |                   |               |                     |
|                     |                            |         |                   |               |                     |
|                     |                            |         |                   |               |                     |

## ORDERING INFORMATION



THIS DRAWING IS SUBJECT TO CHANGE WITHOUT NOTICE; CONSULT YOUR  
NEAREST FIELD REPRESENTATIVE FOR CURRENT REVISION



TYCO ELECTRONICS  
300 CONSTITUTION DRIVE  
MENLO PARK, CALIFORNIA 94025

© 2007 Tyco Electronics Corporation. All rights reserved

If this document is printed it becomes uncontrolled. Check for the latest revision.

Revision : A

Date : 3/15/07

Page 2 of 2

Part Number : 202D9XX-25-19

Description : Boot, Straight

DCR NO. MP070028