




YTE-110-02-G-6-500



YTE-114-03-M-Q-368



YTE-120-03-G-5-700



(2.00 mm) .0787"

YTE SERIES

HIGH-DENSITY ELEVATED SOCKET STRIP

SPECIFICATIONS

For complete specifications see www.samtec.com?YTE

Insulator Material: Black Liquid Crystal Polymer

Contact Material: Phosphor Bronze

Operating Temp Range: -55 °C to +105 °C

Plating: Sn or Au over

50 μ" (1.27 μm) Ni

Insertion Depth: (2.62 mm) .103" to (5.03 mm) .198" with (0.38 mm) .015" wiper

Max Cycles: 100 with 10 μ" (0.25 μm) Au

RoHS Compliant: Yes

Lead-Free Solderable: Yes

Wave only

RECOGNITIONS


For complete scope of recognitions see www.samtec.com/quality



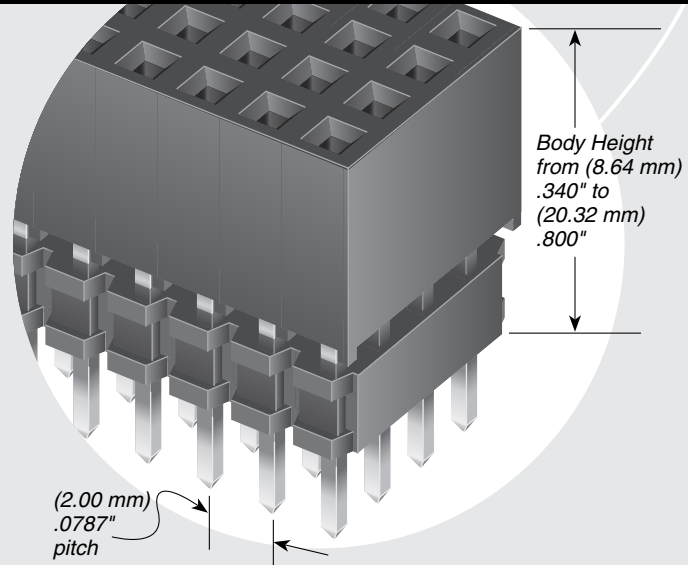
Mates with:
YTT, YTW, YTE



OTHER SOLUTIONS



Paste In Hole (PIH) processing.
(Not recommended for self-nesting.)
Contact Samtec ASP Group.



YTE	1	NO. PINS PER ROW	LEAD STYLE	PLATING OPTION	ROW OPTION	BODY HEIGHT	OTHER OPTION
		02 thru 50	Specify LEAD STYLE from chart	-G = 20 μ" (0.51 μm) Gold (Recommended for self-nesting) -M = 20 μ" (0.51 μm) Gold on contact, Tin on tail -L = 10 μ" (0.25 μm) Gold on contact, Tin on tail -F = Gold flash on contact, Tin on tail	-Q = Quad Row -5 = Five Row -6 = Six Row	-"XXX" = Body Height (in inches) (8.64 mm) .340" min. for -Q (9.53 mm) .375" min. for -5 & -6	-"XXX" = Polarized Position (Indicate position number)

LEAD STYLE	A	MAX TAIL	MAX BODY HEIGHT
-02	(21.59) .850	(13.72) .540	(20.32) .800
-03	(11.63) .458	(3.76) .148	(10.36) .408

Note: This Series is non-standard, non-returnable.