

## Bus system flush-type plug - SACCBP-MS-5CON-PG9/0,5-920SCO - 1437562

Please be informed that the data shown in this PDF Document is generated from our Online Catalog. Please find the complete data in the user's documentation. Our General Terms of Use for Downloads are valid (<http://download.phoenixcontact.com>)



Bus system flush-type plug, DeviceNet/CANopen, 5-pos., M12, shielded, A-coded, SPEEDCON, rear/screw mounting with Pg9 thread, with 0.5 m bus cable, 2 x 0.2 mm<sup>2</sup>, 2 x 0.32 mm<sup>2</sup>



### Key commercial data

Packing unit	1 1
Custom tariff number	85444290
Country of origin	Germany

### Technical data

#### Dimensions

Length of cable	0.5 m
-----------------	-------

#### Ambient conditions

Ambient temperature (operation)	-25 °C ... 85 °C (Plug / socket)
Degree of protection	IP67

#### General

Rated current at 40°C	4 A
Rated voltage	60 V
Number of positions	5
Insulation resistance	100 MΩ
Coding	A - standard
Standards/regulations	M12 connector IEC 61076-2-101
Signal type/category	DeviceNet™
Surge voltage category	II
Pollution degree	3

## Bus system flush-type plug - SACCBP-MS-5CON-PG9/0,5-920SCO - 1437562

### Technical data

#### Material

Inflammability class according to UL 94	V0
Contact material	CuZn
Contact surface material	Ni/Au
Contact carrier material	PA 66
Material, knurls	Zinc die-cast, nickel-plated
Sealing material	NBR

#### Cable

Cable type	CAN Bus/DeviceNet
Cable type (abbreviation)	920
Conductor cross section	2x 0.25 mm <sup>2</sup> (signal line)
	2x 0.34 mm <sup>2</sup> (Power supply)
	1x 0.34 mm <sup>2</sup> (Drain wire)
AWG signal line	24
AWG power supply	22
Conductor structure signal line	19x 0.13 mm
Conductor structure, voltage supply	19x 0.15 mm
Core diameter including insulation	1.95 mm ±0.05 mm (signal line)
	1.4 mm ±0.05 mm (Power supply)
Wire colors	Red-black, blue-white
Twisted pairs	2 cores to the pair
Type of pair shielding	Aluminum-lined polyester foil
Overall twist	2 pairs around a drain wire in the center to the core
Shielding	Tinned copper braided shield
Optical shield covering	80 %
External sheath, color	Violet, RAL 4001
External cable diameter D	6.7 mm ±0.3 mm
Smallest bending radius, fixed installation	67 mm
Smallest bending radius, movable installation	67 mm
Number of bending cycles	2000000
Bending radius	67 mm
Traversing path	4.5 m
Traversing rate	3 m/s
Acceleration	3 m/s <sup>2</sup>
Outer sheath, material	PUR
Material conductor insulation	Foamed PE (signal line)

## Bus system flush-type plug - SACCBP-MS-5CON-PG9/0,5-920SCO - 1437562

### Technical data

#### Cable

	PE (Power supply)
Conductor material	Tin-plated Cu litz wires
Insulation resistance	≥ 5 GΩ*km (signal line)
	≥ 5 GΩ*km (Power supply)
Working capacitance	nom. 40 nF (signal line)
Wave impedance	120 Ω ± 12 Ω (with 1 MHz)
Nominal voltage, cable	max. 300 V
Test voltage, cable	2000 V (50 Hz, 1 min.)
Flame resistance	UL 1581, Sec. 1060 (FT-1)
	IEC 60332-1
Ambient temperature (operation)	-40 °C ... 80 °C (cable, fixed installation)
	-20 °C ... 70 °C (cable, flexible installation)

### Classifications

#### eCl@ss

eCl@ss 4.0	27250313
eCl@ss 4.1	27250313
eCl@ss 5.0	27143423
eCl@ss 5.1	27143423
eCl@ss 6.0	27143423
eCl@ss 7.0	27449001
eCl@ss 8.0	27449001

#### ETIM

ETIM 3.0	EC002061
ETIM 4.0	EC002061
ETIM 5.0	EC002061

#### UNSPSC

UNSPSC 6.01	31251501
UNSPSC 7.0901	31251501
UNSPSC 11	31251501
UNSPSC 12.01	31251501
UNSPSC 13.2	39121413

# Bus system flush-type plug - SACCBP-MS-5CON-PG9/0,5-920SCO - 1437562

## Approvals

Approvals

---

Approvals

UL Recognized / GOST / GOST

---


Ex Approvals


---

Approvals submitted

---

## Approval details

UL Recognized 	
mm <sup>2</sup> /AWG/kcmil	26-20
Nominal current I <sub>N</sub>	4 A
Nominal voltage U <sub>N</sub>	60 V

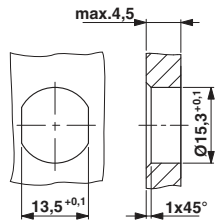
GOST 
--

GOST 
--

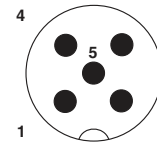
## Drawings

# Bus system flush-type plug - SACCBP-MS-5CON-PG9/0,5-920SCO - 1437562

Dimensioned drawing



Schematic diagram



Pin assignment M12 male connector, 5-pos., A-coded, male side

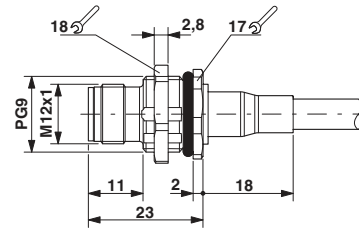
Housing cutout for Pg9 fastening thread, mounting panel with feed-through hole (alternatively with surface as protection against rotation)

Cable cross section



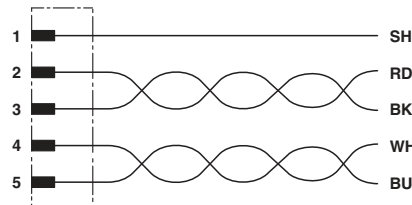
CAN Bus/DeviceNet [920]

Dimensioned drawing



M12 panel feed-through

Circuit diagram



Contact assignment of the M12 plug