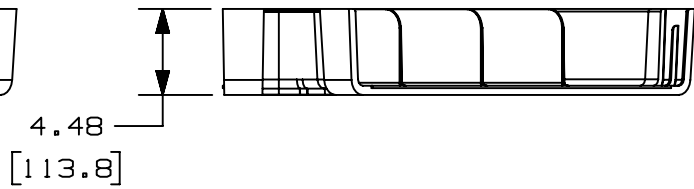
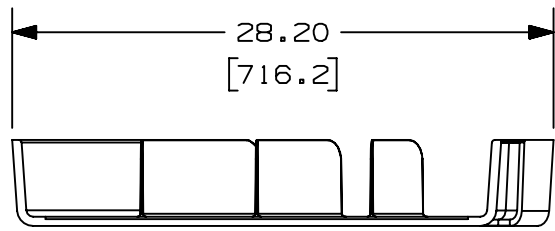
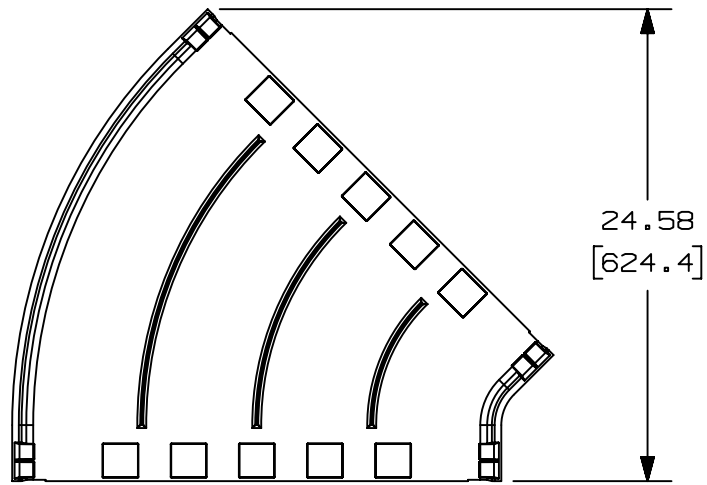


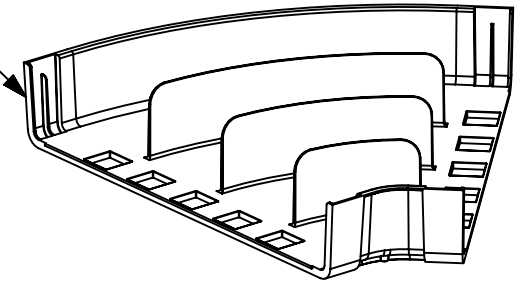
THIS COPY IS PROVIDED ON A RESTRICTED BASIS AND IS NOT TO BE USED IN ANY WAY DETRIMENTAL TO THE INTERESTS OF PANDUIT CORP.

NOTES:

1. SEE CURRENT CATALOG FOR ADDITIONAL PART SUFFIXES TO INDICATE COLOR AND/OR PACKAGE QUANTITY.
2. THE FIBERRUNNER 24x4 HORIZONTAL 45° ANGLE FITTING IS DESIGNED WITH A MINIMUM 3" (76.2) BEND RADIUS TO PROTECT FIBER OPTIC CABLES.
3. DIMENSIONS IN PARENTHESES ARE IN METRIC.
4. PARTS SUPPLIED:  
(1) - HORIZONTAL 45°



HORIZONTAL 45°



PANDUIT PART NUMBER	WEIGHT	MATERIAL
FRH4524X4**	4.78 LB/EACH (2168g/EACH)	ABS
FRH4524X4L**	4.78 LB/EACH (2168g/EACH)	PC/ABS

D10100DA/20

REV	DATE	BY	CHK	APR	DESCRIPTION	ECN
00B	9/1/20	MEX-JAGC	DWR	DWR	ADDED PART NUMBER UPDATED DRAWING BORDER & TITLE BLOCK	V09002DZ/11

TITLE <b>FIBERRUNNER 24x4 HORIZONTAL 45° ANGLE FITTING (FRH4524X4**, FRH4524X4L**)</b>					
CUSTOMER DRAWING					
ITEM REVISION NAME D39701BV/00					
DATASET FILE NAME D39701BV_DC/00B					
DRAWING NUMBER: 39701-17			SEE PART NUMBER TABLE ABOVE		
DRAWN BY MSO	DATE 10/21/08	CHK SL	SCALE NONE	SHT 1 OF 1	SIZE A