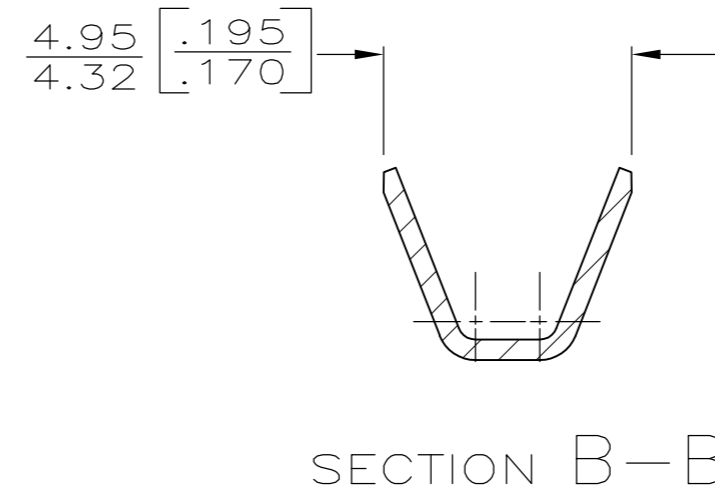
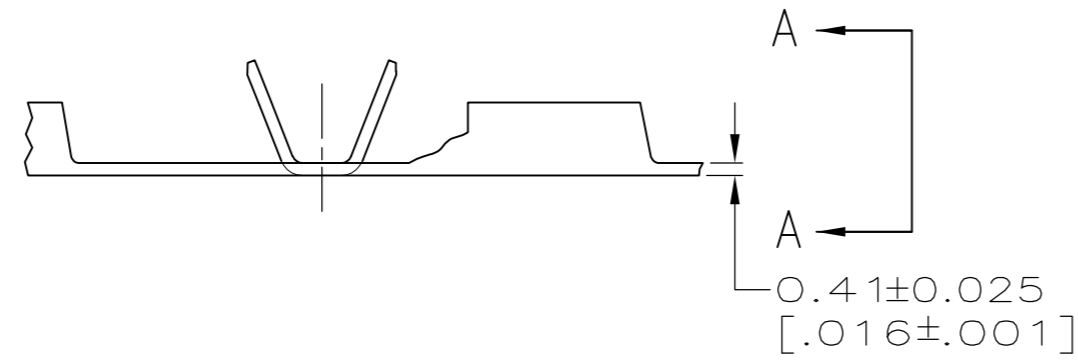
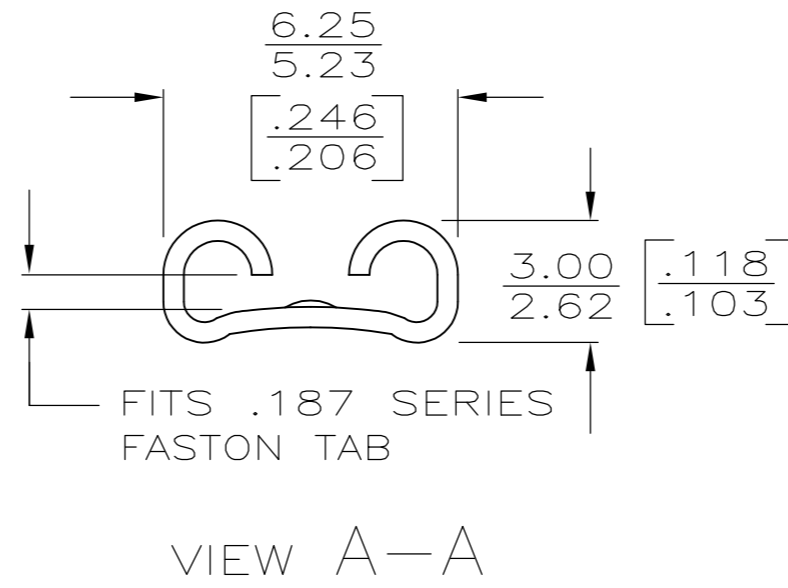
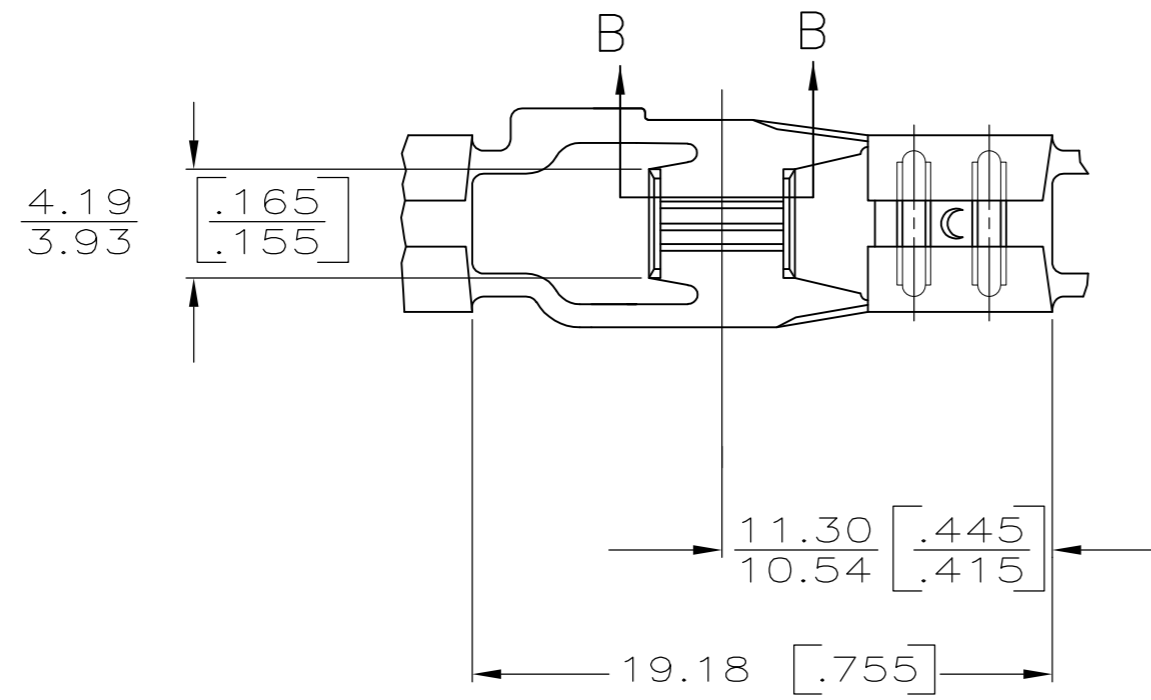


THIS DRAWING IS UNPUBLISHED. RELEASED FOR PUBLICATION
 © COPYRIGHT - By - ALL RIGHTS RESERVED.

LOC		DIST		REVISIONS			
P	LTR	DESCRIPTION		DATE	DWN	APVD	
AF	50	M		REVISED PER ECR-12-013518	23NOV2012	KH	PD

- 1 DIMENSIONS IN BRACKETS ARE IN INCHES.
- 2 CONTINUOUS STRIP ON REELS.
- 3 MATING TAB THK TO BE 0.81 ± 0.025 $[\.032 \pm .001]$.
- 4 WIRE SIZE IS [#18-#14] AWG.
- 5 INTERLEAVING PAPER REQUIRED.
- 6 PRELIMINARY - NOT FOR PRODUCTION



PART NO	WIRE		WIRE BARREL CRIMP				TENSILE STRENGTH POUNDS
	QTY	SIZE AWG	WIDTH	CRIMP HEIGHT	CRIMPER	ANVIL	
63317	1	14	.120	.071	F	FLAT	50
	1	16		.063			30
	1	18		.057			20

OBSOLETE	-	5 6	63317-3
	TIN PLATED		63317-2
	-		63317-1
	FINISH		PART NO.

THIS DRAWING IS A CONTROLLED DOCUMENT.		DWN	JR RUTH	6/16/87	 TE Connectivity
DIMENSIONS: mm [INCHES]		CHK	G YETTER	6/16/87	
TOLERANCES UNLESS OTHERWISE SPECIFIED:		APVD	R KUZO	6/16/87	
0 PLC ± - 1 PLC ± - 2 PLC ± - 3 PLC ± 0.25[.010] 4 PLC ± - ANGLES ± -		PRODUCT SPEC			
MATERIAL	BRASS	FINISH	SEE TABLE	WEIGHT	-
CUSTOMER DRAWING		SCALE	NTS	SHEET	1 OF 1
		SIZE	A2	CAGE CODE	00779
		DRAWING NO	C=63317		RESTRICTED TO
		REV	M		