

3-794629-8 ✓ ACTIVE

MATE-N-LOK | Micro MATE-N-LOK

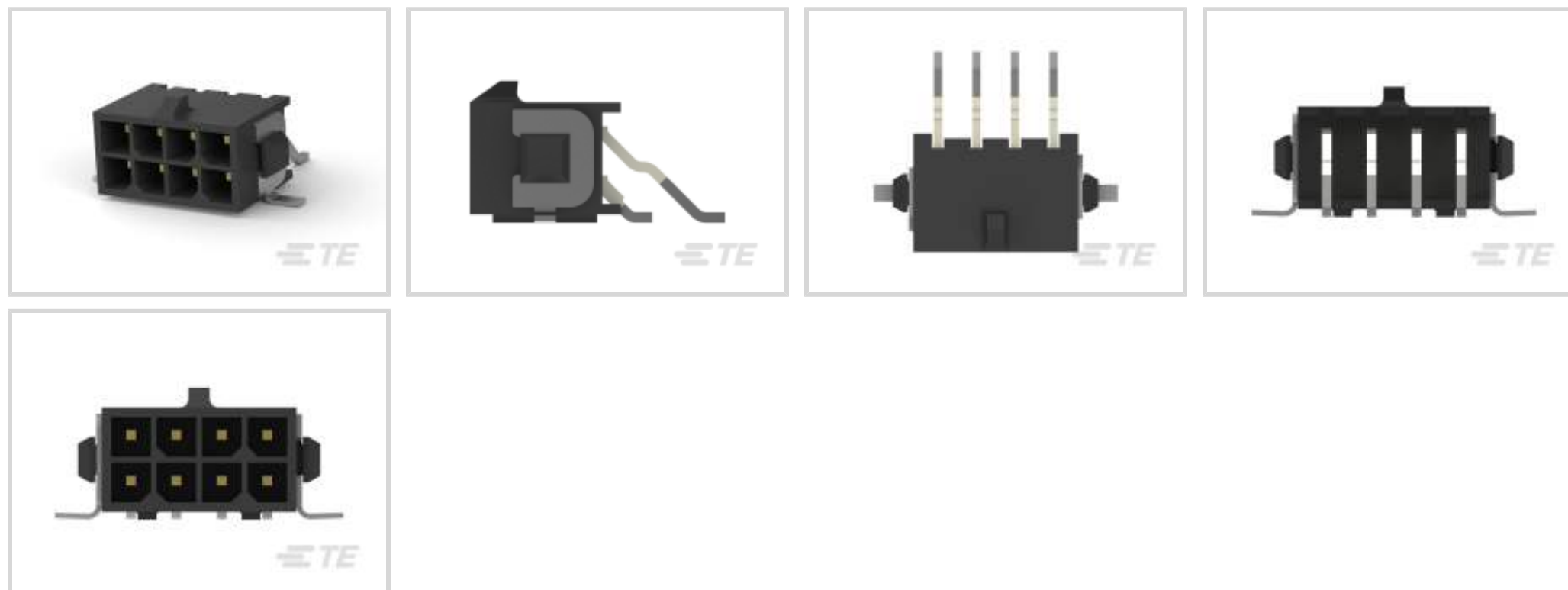
TE Internal #: 3-794629-8

Rectangular Power Connectors, Header, Plug, Wire-to-Board, 8  
Position, 3 mm [.118 in] Centerline, Printed Circuit Board, UL 94V-0,  
Micro MATE-N-LOK

[View on TE.com >](#)



Connectors > Power Connectors > Rectangular Power > Rectangular Power Connectors



Rectangular Power Connector Type: **Header**

Connector & Housing Type: **Plug**

Connector System: **Wire-to-Board**

Number of Positions: **8**

Centerline (Pitch): **3 mm [.118 in]**

## Features

### Product Type Features

|                                   |                       |
|-----------------------------------|-----------------------|
| Header Type                       | Fully Shrouded        |
| Rectangular Power Connector Type  | Header                |
| Connector & Housing Type          | Plug                  |
| Connector System                  | Wire-to-Board         |
| Sealable                          | No                    |
| Connector & Contact Terminates To | Printed Circuit Board |

### Configuration Features

|                           |             |
|---------------------------|-------------|
| Number of Positions       | 8           |
| PCB Mount Orientation     | Right Angle |
| Number of Power Positions | 8           |
| Number of Rows            | 2           |

### Electrical Characteristics

|                   |         |
|-------------------|---------|
| Operating Voltage | 250 VDC |
|-------------------|---------|

### Contact Features



|   |  |
|---|--|
| Multiple Contact Types                                  | Without                                  |
| PCB Contact Termination Area Plating Material Thickness | 2.54 $\mu\text{m}$ [100 $\mu\text{in}$ ] |
| Contact Mating Area Plating Material                    | Gold                                     |
| Contact Current Rating (Max)                            | 5 A                                      |
| Contact Retention Within Housing                        | Without                                  |
| Contact Type  | Pin                                      |
| PCB Contact Termination Area Plating Material           | Tin                                      |
| Contact Mating Area Plating Material Thickness          | .76 $\mu\text{m}$ [30 $\mu\text{in}$ ]   |

### Termination Features

|   |                  |
|---|------------------|
| Termination Post & Tail Length              | 3.18 mm[.125 in] |
| Termination Method to Printed Circuit Board | Surface Mount    |

### Mechanical Attachment

|                          |              |
|--------------------------|--------------|
| Strain Relief            | Without      |
| Mating Alignment Type    | Polarization |
| Mating Retention         | With         |
| Mating Alignment         | With         |
| PCB Mount Alignment      | Without      |
| Panel Mount Feature      | Without      |
| PCB Mount Retention      | With         |
| PCB Mount Retention Type | Hold-Down    |
| Mating Retention Type    | Locking Tab  |
| Connector Mounting Type  | Board Mount  |

### Housing Features

|                              |                        |
|------------------------------|------------------------|
| PCB Mount Retention Material | Phosphor Bronze        |
| Centerline (Pitch)           | 3 mm[.118 in]          |
| Housing Color                | Black                  |
| Housing Material             | High Temperature Nylon |

### Dimensions

|                                      |                  |
|--------------------------------------|------------------|
| Compatible Insulation Diameter (Max) | 1.52 mm          |
| PCB Thickness (Recommended)          | 1.57 mm[.062 in] |
| Row-to-Row Spacing                   | 3 mm[.118 in]    |

### Usage Conditions



|                             |                            |
|-----------------------------|----------------------------|
| Operating Temperature Range | -40 – 105 °C[-40 – 221 °F] |
|-----------------------------|----------------------------|

### Operation/Application

|                     |       |
|---------------------|-------|
| Circuit Application | Power |
|---------------------|-------|

### Industry Standards

|                           |  |
|---------------------------|--|
| CSA Rating                | Certified, LR 7189                                   |
| Glow Wire Material Rating | Material with GWFI 850°C, Material with GWIT ≥ 775°C |
| UL Rating                 | Recognized   |
| Agency/Standard           | CNR, USR   |
| Approved Standards        | UL E28476  |
| UL Flammability Rating    | UL 94V-0   |
| Glow Wire Rating          | GWT 750°C (Without Flame)                            |

### Packaging Features

|                    |                  |
|--------------------|------------------|
| Packaging Quantity | 150              |
| Packaging Method   | Box & Tray, Tray |

### Product Compliance

[For compliance documentation, visit the product page on TE.com>](#)

|   |  |
|---|--|
| EU RoHS Directive 2011/65/EU                  | Compliant  |
| EU ELV Directive 2000/53/EC                   | Compliant  |
| China RoHS 2 Directive MIIT Order No 32, 2016 | No Restricted Materials Above Threshold  |
| EU REACH Regulation (EC) No. 1907/2006        | Current ECHA Candidate List: JUNE 2023 (235)<br>Candidate List Declared Against: JAN 2023 (233)<br>Does not contain REACH SVHC |
| Halogen Content                               | Low Halogen - Br, Cl, F, I < 900 ppm per homogenous material. Also BFR/CFR/PVC Free  |
| Solder Process Capability                     | Reflow solder capable to 260°C   |

#### Product Compliance Disclaimer

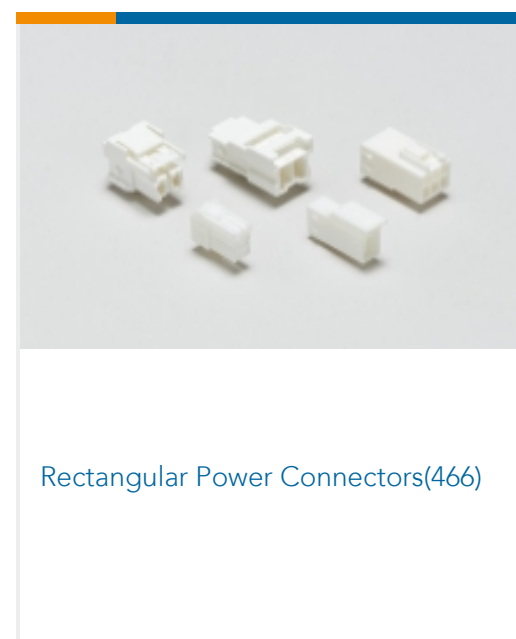

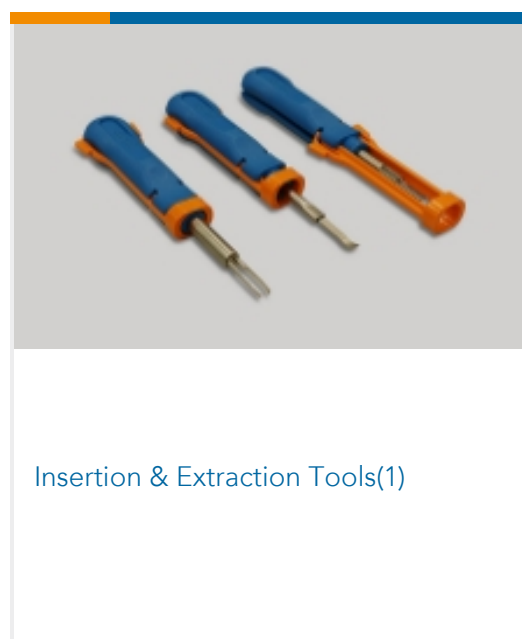
This information is provided based on reasonable inquiry of our suppliers and represents our current actual knowledge based on the information they provided. This information is subject to change. The part numbers that TE has identified as EU RoHS compliant have a maximum concentration of 0.1% by weight in homogenous materials for lead, hexavalent chromium, mercury, PBB, PBDE, DBP, BBP, DEHP, DIBP, and 0.01% for cadmium, or qualify for an exemption to these limits as defined in the Annexes of Directive 2011/65/EU (RoHS2). Finished electrical and electronic equipment products will be CE marked as required by Directive 2011/65/EU. Components may not be CE marked. Additionally, the part numbers that TE has identified as EU ELV compliant have a maximum concentration of 0.1% by weight in homogenous

materials for lead, hexavalent chromium, and mercury, and 0.01% for cadmium, or qualify for an exemption to these limits as defined in the Annexes of Directive 2000/53/EC (ELV). Regarding the REACH Regulation, the information TE provides on SVHC in articles for this part number is based on the latest European Chemicals Agency (ECHA) 'Guidance on requirements for substances in articles' posted at this URL: <https://echa.europa.eu/guidance-documents/guidance-on-reach>


## Compatible Parts



## Also in the Series | Micro MATE-N-LOK



## Customers Also Bought



## Documents



### Product Drawings

[08P MICRO MNL ASSY,R/A,SMT,LF](#)

English

---

### CAD Files

[3D PDF](#)

3D

Customer View Model

[ENG\\_CVM\\_CVM\\_3-794629-8\\_K.2d\\_dxf.zip](#)

English

Customer View Model

[ENG\\_CVM\\_CVM\\_3-794629-8\\_K.3d\\_igs.zip](#)

English

Customer View Model

[ENG\\_CVM\\_CVM\\_3-794629-8\\_K.3d\\_stp.zip](#)

English

By downloading the CAD file I accept and agree to the [Terms and Conditions](#) of use.

---

### Datasheets & Catalog Pages

[SOFT\\_SHELL\\_PIN\\_AND\\_SOCKET\\_CONNECTORS\\_CATALOG](#)

English

[MICRO MATE-N-LOK CONNECTOR SYSTEM](#)

English

---

### Product Specifications

[Product Specification](#)

English

---

### Product Environmental Compliance

[TE Material Declaration](#)

English

---

### Agency Approvals

[VDE Certificate](#)

English