

Switch Housing

Compact, high-quality and stable solution for various applications. This variant is intended for screw attachment from behind.

Material and surface:

Housing and end caps made of stainless steel, material no. 1.4301. Blasted surface and electropolished.

Function elements:

Depending on the type with push button or emergency stop.

Connection A:

Plug M12 x 1 out of the attachment face.

Connection B:

Connection Cable 10 m out of the attachment face.

Protection class:

IP 65 (for version A with screwed coupling).



Note:

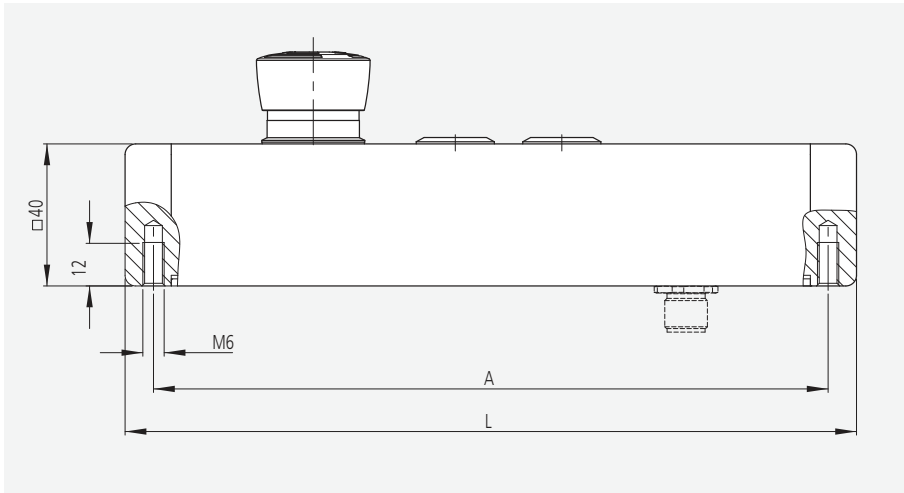
On request customized variants are possible.

screw attachment from behind



Typ	Connection		Order no.	Order no.
	A	L		
TG-01				
1 push button	120	136	TG-01S.R120.36	TG-01K.R120.36
TG-02				
2 push buttons	150	166	TG-02S.R150.36	TG-02K.R150.36
TG-20				
Emergency stop	120	136	TG-20S.R120.36	TG-20K.R120.36
TG-04				
Emergency stop + 1 push buttons	160	176	TG-04S.R160.36	TG-04K.R160.36
TG-05				
Emergency stop + 2 push buttons	190	206	TG-05S.R190.36	TG-05K.R190.36

Handle accessories			
Coupling with cable			
8-pole (M12 x 1)		12-pole (M12 x 1)	
L	Order no.	Order no.	
	10 m	FZ-KS.G08.10	FZ-KS.G12.10
	10 m	FZ-KS.W08.10	FZ-KS.W12.10



Technical data

Typ	TG-01	TG-02	TG-20	TG-04	TG-05
Emergency stop (2 NC contacts)	-	-	WH(1) GN(3) BN(2) YE(4)	BN(1) WH(3) BU(2) GN(4)	BN(1) WH(3) BU(2) GN(4)
Push button 1 LED green (change-over contact)	LED GY(5) WH(1) GN(3) green PK(6) BN(2)	LED GY(5) WH(1) GN(3) green PK(6) BN(2)	-	LED RD(9) PK(5) BK(7) green VT(10) YE(6)	LED RD(9) PK(5) BK(7) green VT(10) YE(6)
Push button 2 LED red (NO contact)	-	YE(4) BU(7) LED rot red PK(6) RD(8)	-	-	GY(8) GY/PK(11) LED red VT(10) RD/BU(12)
Emergency stop	1-42 V AC/DC max. 100 mA				
Push button	24 V AC/DC max. 1 A				
Operating voltage LED	24 V DC (12 V optional)				
Connection type	8-pole M12 x 1			12-pole M12 x 1	
Connector assignment (Plug side view)					
Mounting cutout					