

DFE2MCAHR15MJ0#

"#" indicates a package specification code.




< List of part numbers with package codes >
DFE2MCAHR15MJ0L

Applications

Unsuitable Applications	Please be sure to read and comply with these "Precautions for use."
Specific Applications	Consumer equipment, Automotive infotainment/comfort equipment, Automotive powertrain/safety equipment, Medical equipment [GHF A/B/C] except for implant & operation & auto-dispenser equipment, Industrial equipment except for transportation & facility & energy equipment Please refer to Our Website and specifications, etc. for information about the performance, functions, quality, management, and safety required for the above applications, and use Products after confirming the performance and reliability of the actual Product.
Recommended Applications	Automotive powertrain/safety equipment

Appearance & Shape



Notices

Rated current (I_{sat}) is specified when the decrease of the initial inductance value at 30%. Rated current (I_{temp}) is specified when temperature of the inductor is raised 40°C by DC current. Keep the temperature (ambient temperature plus self-generation of heat) under 150°C. It can be considered for use with DCDC converters with a maximum voltage of 40 V or less.

Attention
1. This datasheet is downloaded from the website of Murata Manufacturing Co., Ltd. Therefore, its specifications are subject to change or our products in it may be discontinued without advance notice. Please check with our sales representatives or product engineers before ordering.
2. This datasheet has only typical specifications because there is no space for detailed specifications. Therefore, please review our product specifications or consult the approval sheet for product specifications before ordering.

DFE2MCAHR15MJ0#

“#” indicates a package specification code.

References

Packaging	Specifications	Standard Packing Quantity
L	180Embossed Tape	3000


Mass (typ.)	
1 piece	0.0188g

Attention

- 1.This datasheet is downloaded from the website of Murata Manufacturing Co., Ltd. Therefore, it's specifications are subject to change or our products in it may be discontinued without advance notice. Please check with our sales representatives or product engineers before ordering.
- 2.This datasheet has only typical specifications because there is no space for detailed specifications.
Therefore, please review our product specifications or consult the approval sheet for product specifications before ordering.

DFE2MCAHR15MJ0#

“#” indicates a package specification code.



Specifications

L size	2.0±0.2mm
W size	1.6±0.2mm
T size	1.2mm
Size code inch (mm)	0806 (2016)
Inductance	0.15μH±20%
Inductance Test Frequency	1MHz
Rated current (Isat) (Based on Inductance change)	6.1A
Rated current (Itemp) (Based on Temperature rise)	4.8A
Max. of DC resistance	0.021Ω
Operating Temperature Range (Self-temperature rise is included)	-40°C to 150°C
Class of magnetic shield	Metal Alloy
Operating Temperature Range(Self-temperature rise is not included)	-40°C to 110°C
Brand	Murata
Series	DFE2MCAH_J0

Attention

- 1.This datasheet is downloaded from the website of Murata Manufacturing Co., Ltd. Therefore, it's specifications are subject to change or our products in it may be discontinued without advance notice. Please check with our sales representatives or product engineers before ordering.
- 2.This datasheet has only typical specifications because there is no space for detailed specifications. Therefore, please review our product specifications or consult the approval sheet for product specifications before ordering.

DFE2MCAHR15MJ0#

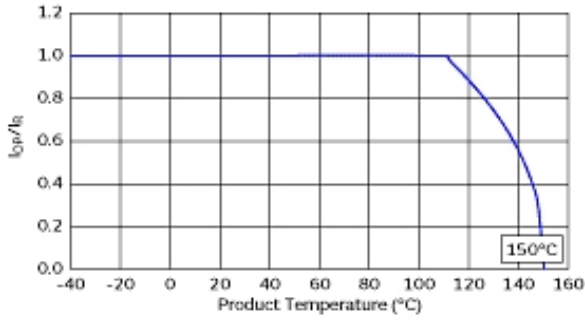
“#” indicates a package specification code.



Notice For General

Max. current (DC, AC) as function of product temperature (derating curve).

Derating of Rated Current



Attention

- 1.This datasheet is downloaded from the website of Murata Manufacturing Co., Ltd. Therefore, it's specifications are subject to change or our products in it may be discontinued without advance notice. Please check with our sales representatives or product engineers before ordering.
- 2.This datasheet has only typical specifications because there is no space for detailed specifications. Therefore, please review our product specifications or consult the approval sheet for product specifications before ordering.

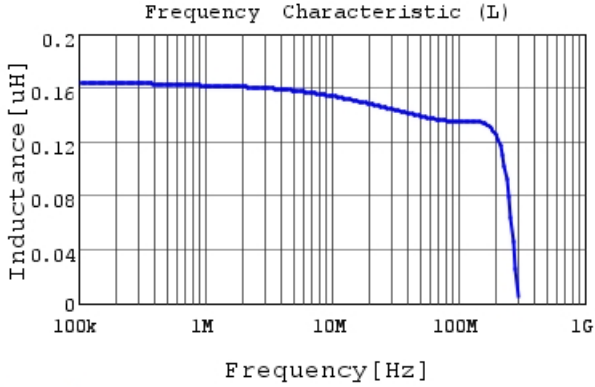
DFE2MCAHR15MJ0#

"#" indicates a package specification code.

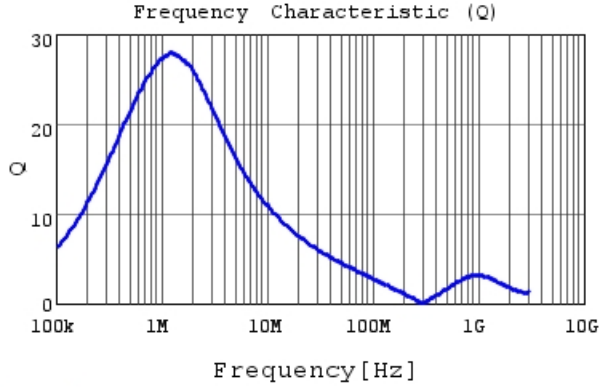


Characteristic Data

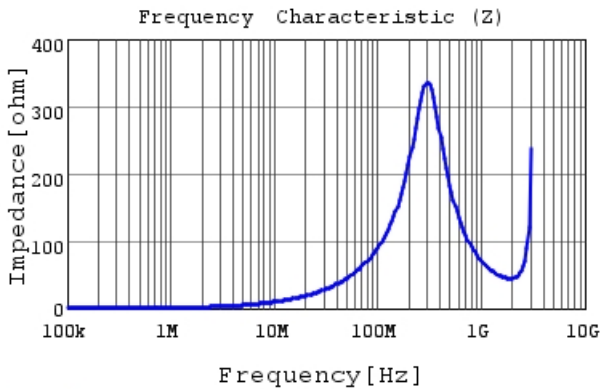
The charts below may show another part number which shares its characteristics.



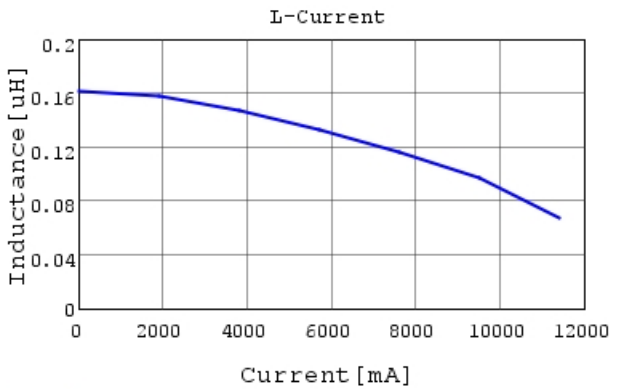
DFE2MCAHR15MJ0 L



DFE2MCAHR15MJ0 Q



DFE2MCAHR15MJ0 |Z|



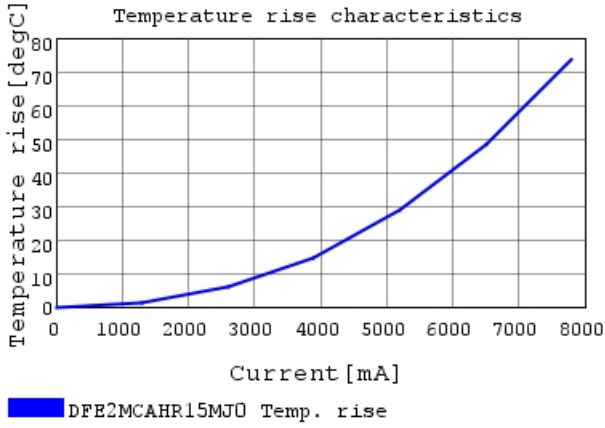
DFE2MCAHR15MJ0 L-Current 20degC

Attention

- 1.This datasheet is downloaded from the website of Murata Manufacturing Co., Ltd. Therefore, it's specifications are subject to change or our products in it may be discontinued without advance notice. Please check with our sales representatives or product engineers before ordering.
- 2.This datasheet has only typical specifications because there is no space for detailed specifications. Therefore, please review our product specifications or consult the approval sheet for product specifications before ordering.

DFE2MCAHR15MJ0#

“#” indicates a package specification code.



Attention

- 1.This datasheet is downloaded from the website of Murata Manufacturing Co., Ltd. Therefore, it's specifications are subject to change or our products in it may be discontinued without advance notice. Please check with our sales representatives or product engineers before ordering.
- 2.This datasheet has only typical specifications because there is no space for detailed specifications.
Therefore, please review our product specifications or consult the approval sheet for product specifications before ordering.