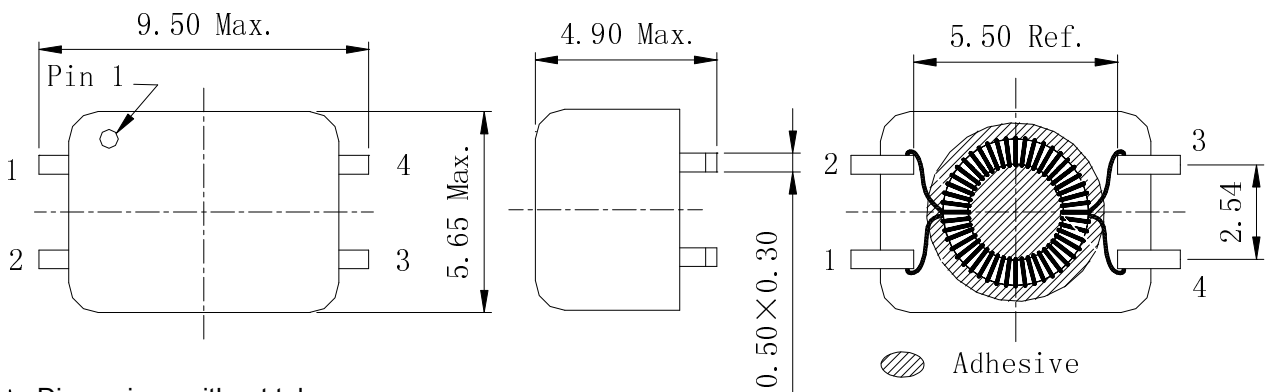


Type: CPFC54
◆ Product Description

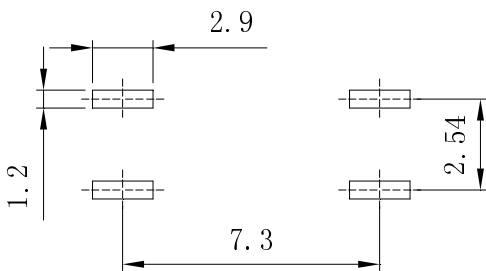
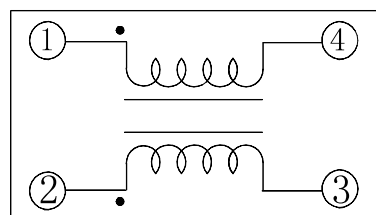
- 9.5 × 5.65mm Max.(L×W), 4.90mm Max. Height .

◆ Feature

- Ideally used in xDSL, Modem and telecom applications.
- RoHS Compliance.


◆ Dimensions (mm)


- * Dimensions without tolerance are approx.
- * Dimension does not include solder used on coil.
- * Pin pitch shall be measured at the root of terminal.

◆ Land Pattern (mm)

◆ Schematics (Bottom)


Type: CPFC54
◆ Specification

Part Name	Stamp	Inductance (μ H) (1-4) or (2-3) ※1	L_S (nH)Typ. 1-4(2+3 short) ※2	I_R (mA)1-2 (3+4short) ※3	D.C.R(m Ω) Typ. (1-4) or (2-3) (at 20°C)	Hipot (V) (1, 4-2, 3) DC 2s 0.5mA
CPFC54-050C	050C	5 \pm 30%	50	900	100	250
CPFC54-110C	110C	11 \pm 30%	50	700	120	250
CPFC54-250C	250C	25 \pm 30%	150	700	130	250
CPFC54-250S	250S	25 \pm 30%	1500	700	130	250
CPFC54-510C	510C	51 \pm 30%	200	600	160	250
CPFC54-510S	510S	51 \pm 30%	2000	600	160	250
CPFC54-101C	101C	100 \pm 30%	200	500	230	250
CPFC54-471C	471C	470 \pm 30%	200	500	200	750
CPFC54-102C	102C	^{+50%} 1000-30%	250	500	200	750
CPFC54-222C	222C	^{+50%} 2200-30%	250	400	400	750
CPFC54-472C	472C	^{+50%} 4700-30%	300	200	650	750

※1、※2 Measuring condition 100kHz, 0.1V

※3 . I_R :DC current when temperature of coil increased up to 40°C.($T_a=20^\circ\text{C}$)