



# 92x92x25 mm

San Cooler 92 9A type   



## General Specifications

- Material ..... Frame: Plastic (Flammability: UL 94V-0), Impeller: Plastic (Flammability: UL 94V-0)
- Expected life ..... See the table below. (L10 life: 90% survival rate for continuous operation in free air at 60°C, rated voltage)  
Expected life at 40°C is for reference only.
- Motor protection function ..... Locked rotor burnout protection, Reverse polarity protection  
For details, please refer to p. 599.
- Dielectric strength ..... 50/60 Hz, 500 VAC, for 1 minute (between lead wire conductors and frame)
- Insulation resistance ..... 10 MΩ or more with a 500 VDC megger (between lead wire conductors and frame)
- Sound pressure level (SPL) ..... At 1 m away from the air inlet
- Storage temperature ..... -30 to +70°C (Non-condensing)
- Lead wire ..... ⊕Red ⊖Black or Blue Sensor Yellow
- Mass ..... 100 g

## Specifications

The models listed below **have ribs and pulse sensors**. For models without ribs, append "1" to the end of model numbers.

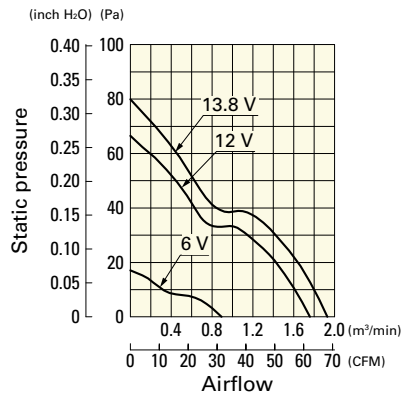
Model no.	Rated voltage [V]	Operating voltage range [V]	Rated current [A]	Rated input [W]	Rated speed [min <sup>-1</sup> ]	Max. airflow [m <sup>3</sup> /min] [CFM]	Max. static pressure [Pa] [inchH <sub>2</sub> O]	SPL [dB (A)]	Operating temperature [°C]	Expected life [h]
▶▶ 9A0912G401	12	6 to 13.8	0.39	4.68	3900	1.76 62.1	66.5 0.267	43	-20 to +60	30000/60°C (53000/40°C)
▶▶ 9A0912S401			0.27	3.24	3550	1.66 58.6	56.1 0.225	39		
▶▶ 9A0912H401			0.21	2.52	3150	1.45 51.2	44 0.177	33		
▶▶ 9A0912F401			0.14	1.68	2650	1.24 43.8	32.2 0.129	30		
▶▶ 9A0912M401			0.12	1.44	2250	1.04 36.7	22.6 0.091	27		
▶▶ 9A0912L401			0.07	0.84	1750	0.8 28.2	13.4 0.054	23		
▶▶ 9A0924G401	24	12 to 27.6	0.19	4.56	3900	1.76 62.1	66.5 0.267	43	-20 to +60	30000/60°C (53000/40°C)
▶▶ 9A0924S401			0.15	3.6	3550	1.66 58.6	56.1 0.225	39		
▶▶ 9A0924H401			0.1	2.4	3150	1.45 51.2	44 0.177	33		
▶▶ 9A0924F401			0.08	1.92	2650	1.24 43.8	32.2 0.129	30		
▶▶ 9A0924M401			0.05	1.2	2250	1.04 36.7	22.6 0.091	27		
▶▶ 9A0924L401			0.04	0.96	1750	0.8 28.2	13.4 0.054	23		
▶▶ 9A0948S401	48	40.5 to 53	0.08	3.84	3550	1.66 58.6	56.1 0.225	39	-20 to +60	

Note 1: Sensor and control options are available for selection. Refer to the table on p. 624.  
 Note 2: The ▶▶ mark indicates Short LeadTime Service applicable models. See p. 654 for details.

## Airflow - Static Pressure Characteristics

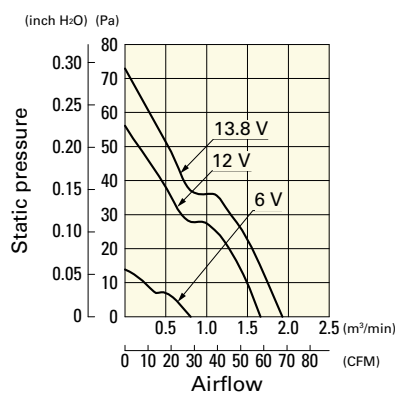
**9A0912G401** With pulse sensor

Operating voltage range



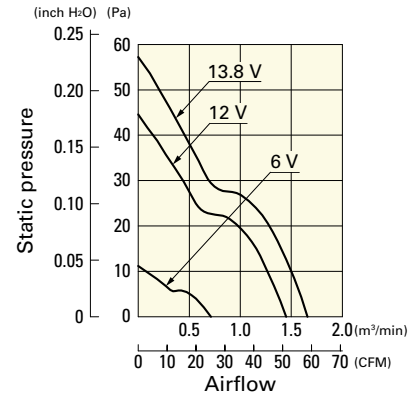
**9A0912S401** With pulse sensor

Operating voltage range



**9A0912H401** With pulse sensor

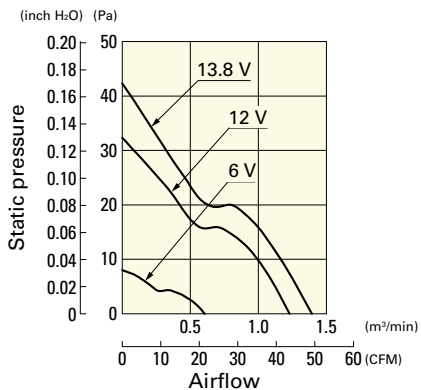
Operating voltage range



**Airflow - Static Pressure Characteristics**

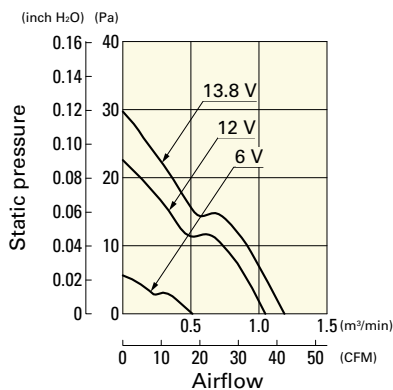
**9A0912F401** With pulse sensor

Operating voltage range



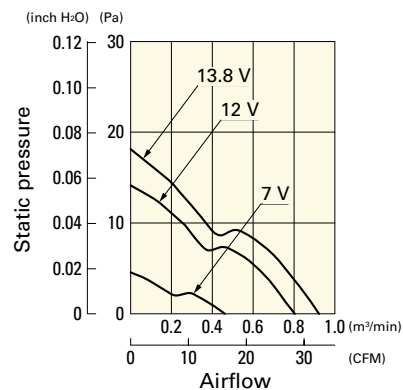
**9A0912M401** With pulse sensor

Operating voltage range



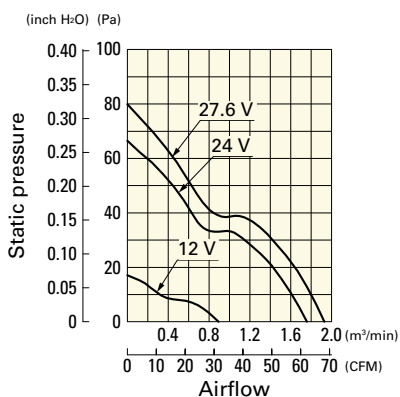
**9A0912L401** With pulse sensor

Operating voltage range



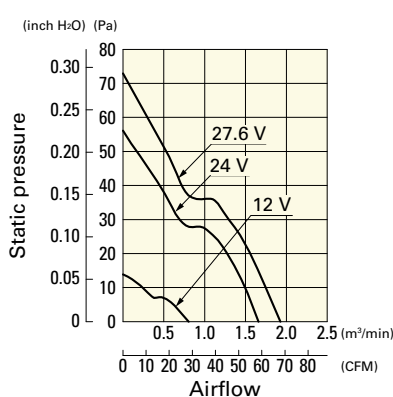
**9A0924G401** With pulse sensor

Operating voltage range



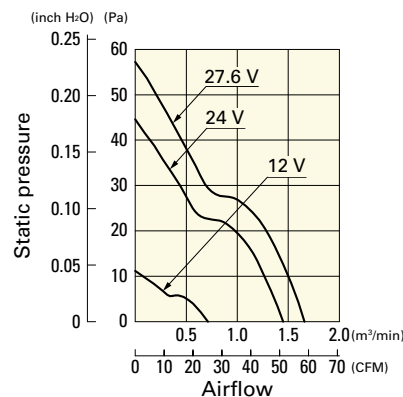
**9A0924S401** With pulse sensor

Operating voltage range



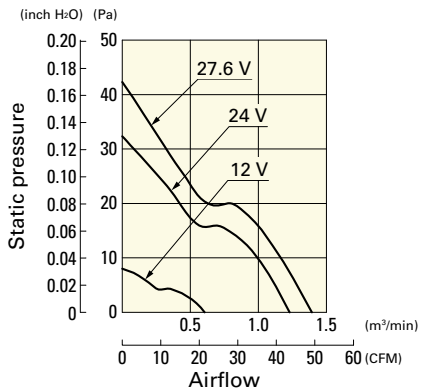
**9A0924H401** With pulse sensor

Operating voltage range



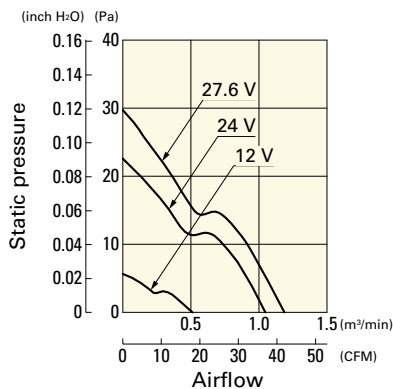
**9A0924F401** With pulse sensor

Operating voltage range



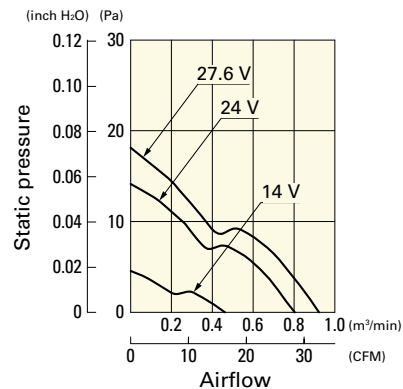
**9A0924M401** With pulse sensor

Operating voltage range



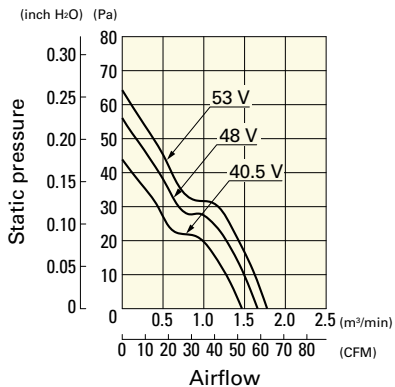
**9A0924L401** With pulse sensor

Operating voltage range

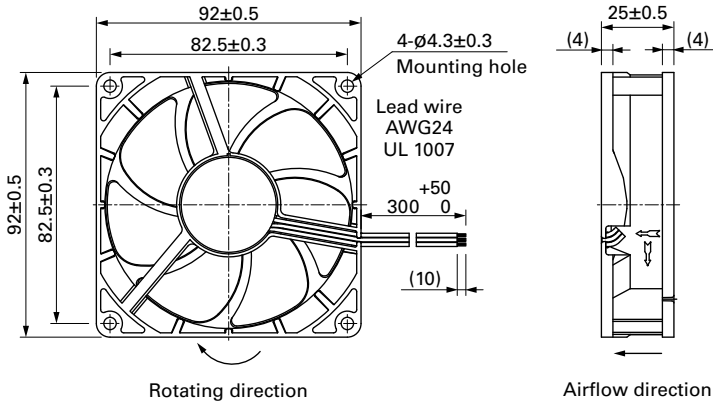


**9A0948S401** With pulse sensor

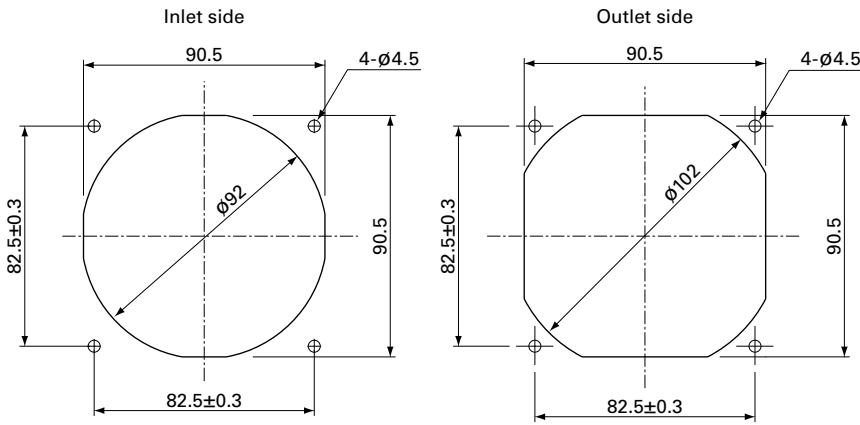
Operating voltage range



**Dimensions (unit: mm) (With ribs)**



**Reference Dimensions of Mounting Holes and Vent Opening (unit: mm)**



**Options**

**Finger guards** page: p. 584  
 Model no.: 109-099E, 109-099H, 109-099C

**Resin finger guards** page: p. 591  
 Model no.: 109-1001G

**Resin filter kits** page: p. 592  
 Model no.: 109-1001F13 (13PPI), 109-1001F20 (20PPI),  
 109-1001F30 (30PPI), 109-1001F40 (40PPI)