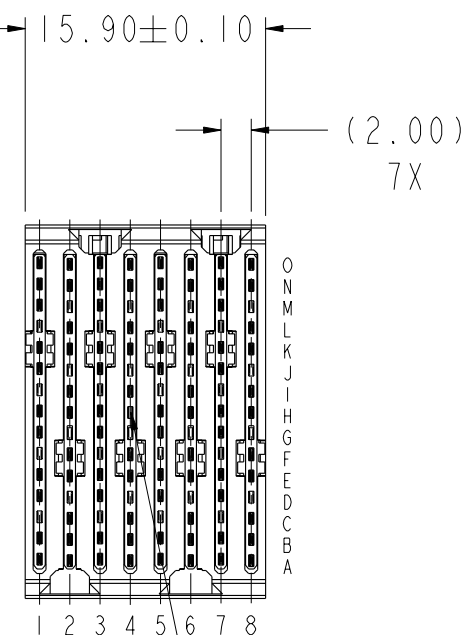
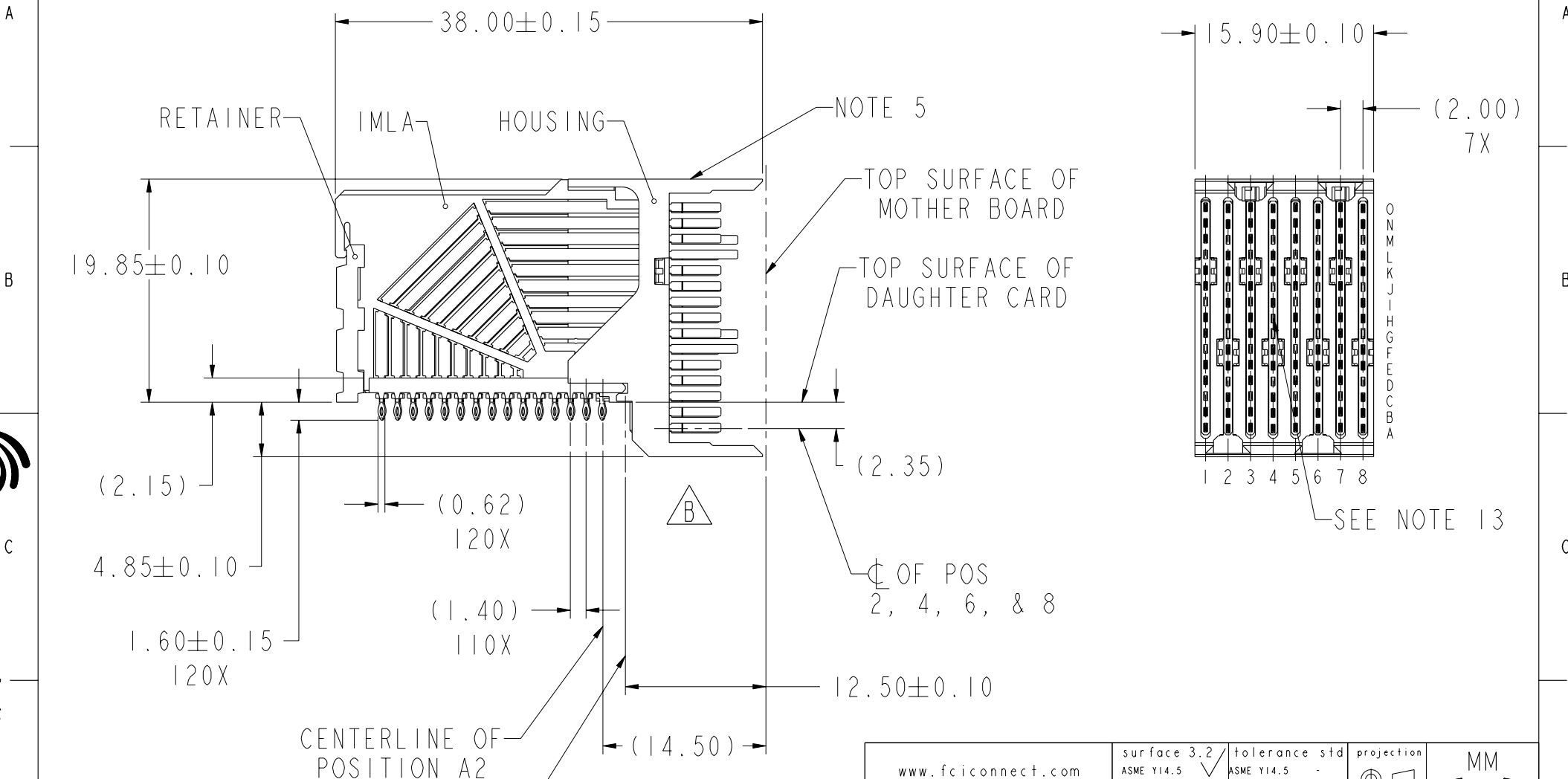


PRODUCT NUMBER
SEE TABLE, SHEET 5



Copyright FCI.

rev	ecn no	dr	date
A	S06-0374	DG	2006-12-21
B	S09-0279	YK	2009-09-07
-	-	-	-
-	-	-	-
-	-	-	-
-	-	-	-

www.fciconnect.com		surface 3.2 ASME Y14.5	tolerance std ASME Y14.5	projection MM
		TOLERANCES UNLESS OTHERWISE SPECIFIED		
Dr	G. HULL	2004-06-11	ANGULAR	size A4
Eng	Y. K. LIM	2009-09-07	LINEAR	Scale 2:1
Chr	Y. K. LIM	2009-09-07	0° ±°	ECN S09-0279
Appr	JOEY NG	2009-09-07	Product family AirMax VS Spec ref	
FCI			AirMax VS R/A HEADER ASSY	
			PRESS-FIT, 120 POS, 16MM	
catalog no			dwg no	Rev.
			10041746	B
			CUSTOMER	sheet 1 of 5

REV F - 2006-04-17

1

2

3

4

DESCRIPTION	DIM A	DIM B	DIM C
2-16MM MODULES PLACED END-TO-END	2.00	15.90 2X	16.00
1-16MM MODULE & 1-18MM MODULE PLACED END-TO-END	3.00	15.90 1X & 17.90 1X	17.00

A

A

B

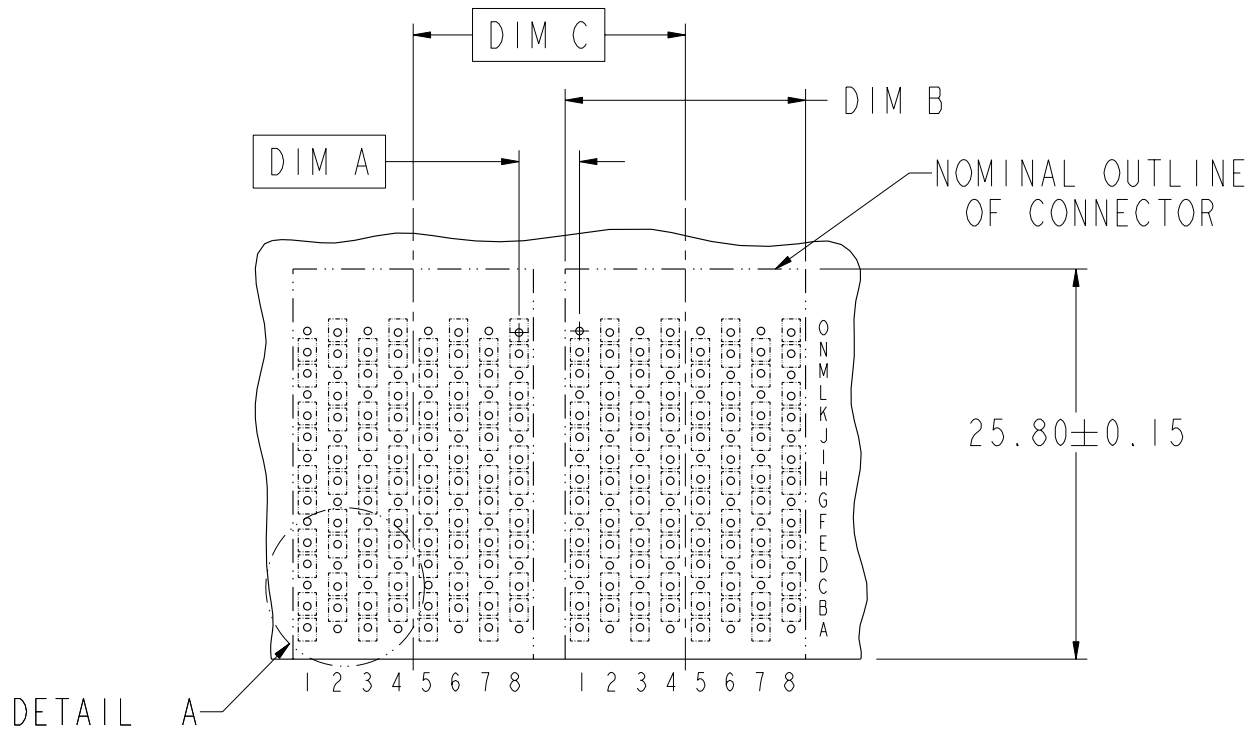
B

C

C

D

D



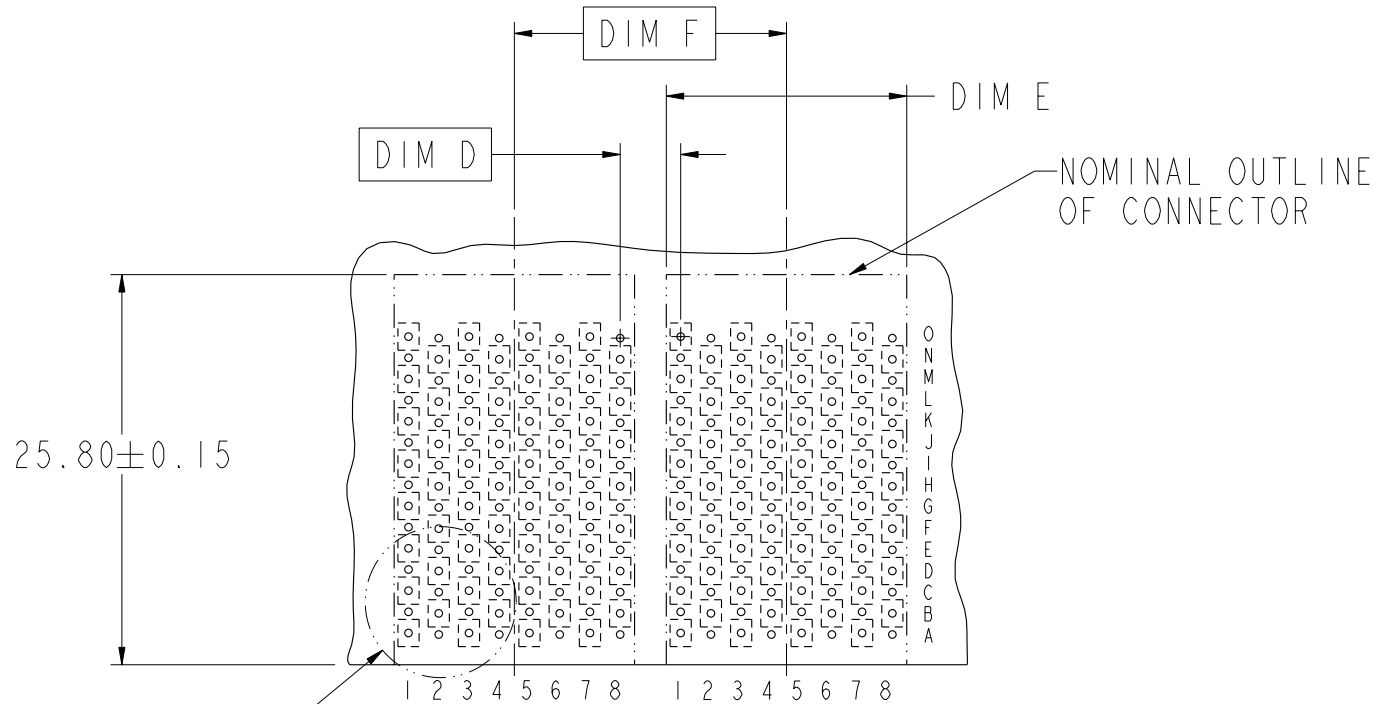
RECOMMENDED PCB LAYOUT
FOR DIFFERENTIAL APPLICATIONS
COMPONENT SIDE
(TWO ADJACENT FOOTPRINTS SHOWN)
NOTES 6 & 7



Copyright FCI.

	TITLE	AirMax VS R/A HEADER ASSY	dwg no	10041746	Rev.	B
		PRESS-FIT, 120 POS, 16MM				
	CATALOG NO	-	CUSTOMER		sheet 2 of 5	

DESCRIPTION	DIM D	DIM E	DIM F
2-16MM MODULES PLACED END-TO-END	2.00	15.90 2X	16.00
1-16MM MODULE & 1-18MM MODULE PLACED END-TO-END	3.00	15.90 1X & 17.90 1X	17.00



DETAIL B

RECOMMENDED PCB LAYOUT
FOR SINGLE ENDED APPLICATIONS
COMPONENT SIDE
(TWO ADJACENT FOOTPRINTS SHOWN)
NOTES 6 & 7



title AirMax VS R/A HEADER ASSY
PRESS-FIT, 120 POS, 16MM
catalog no -

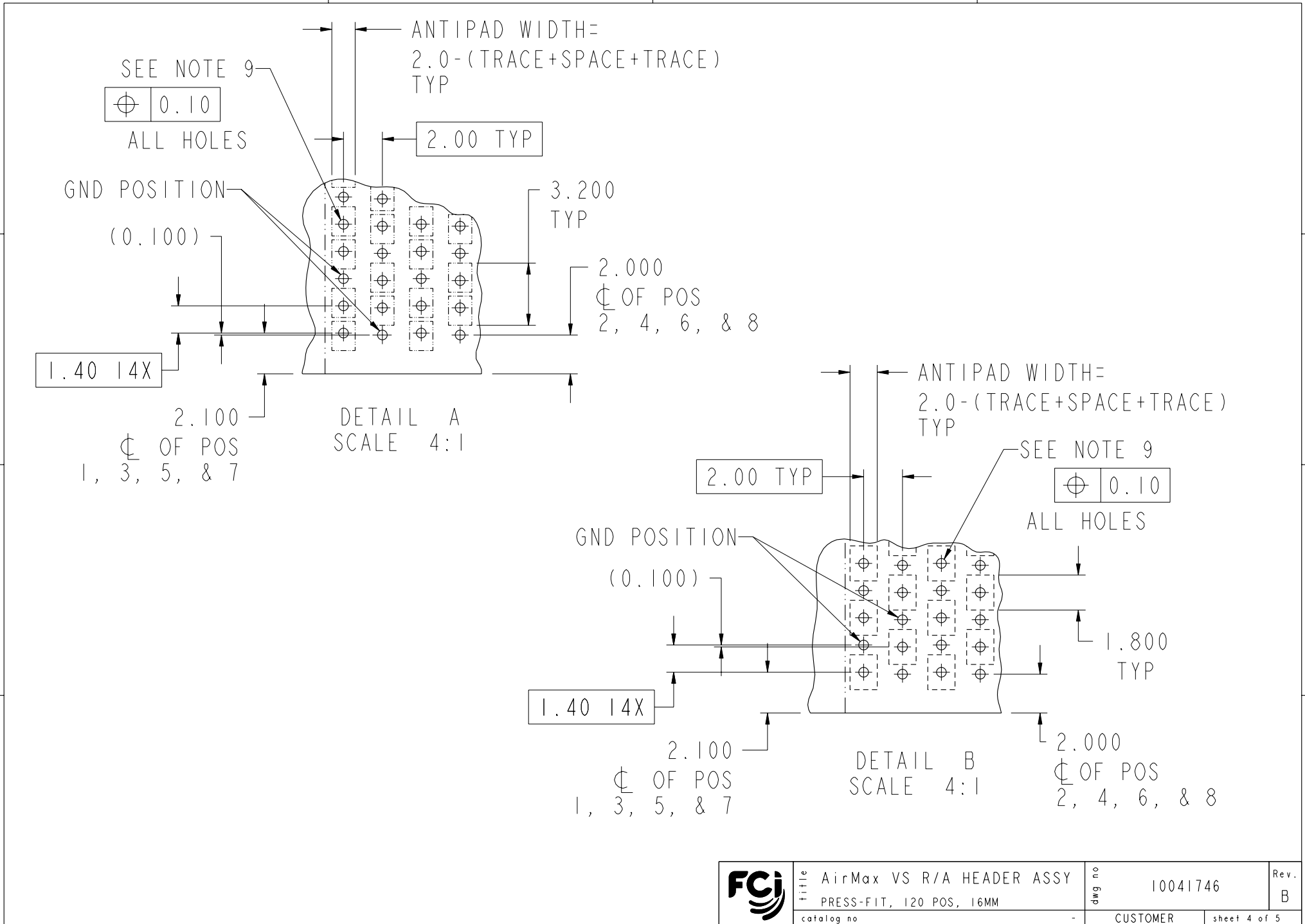
dwg no 10041746

Rev. B

CUSTOMER sheet 3 of 5



Copyright FCI.



REV F - 2006-04-17

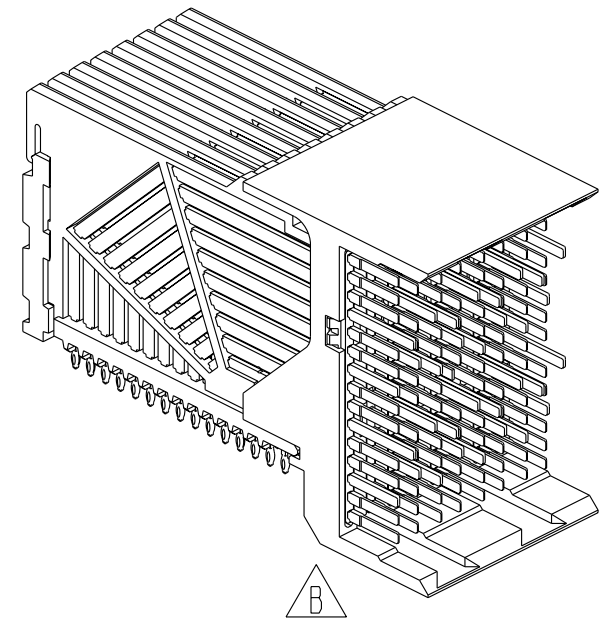


Part no AirMax VS R/A HEADER ASSY
 PRESS-FIT, 120 POS, 16MM
 catalog no -

dwg no 10041746
 CUSTOMER sheet 4 of 5


Rev. B

PART NUMBER	PRESS-FIT TAIL PLATING TYPE	SHORT DETECT CONTACT
10041746-101	TIN/LEAD ALLOY OVER NICKEL	NO
10041746-101LF	TIN OVER NICKEL (LEAD FREE)	
10041746-111	TIN/LEAD ALLOY OVER NICKEL	YES (SEE NOTE 13)
10041746-111LF	TIN OVER NICKEL (LEAD FREE)	



NOTES:

1. CONNECTOR MATERIALS:
HOUSING & RETAINER: HIGH TEMP THERMOPLASTIC, NATURAL, UL94V-0
IMLA PLASTIC: HIGH TEMP THERMOPLASTIC, BLACK, UL94V-0
CONTACT: COPPER ALLOY
2. CONTACT PLATING:
SEPARABLE INTERFACE:
PERFORMANCE-BASED PLATING, QUALIFIED TO MEET THE REQUIREMENTS OF FCI PRODUCT SPECIFICATION GS-12-239 INCLUDING TELCORDIA GR-1217-CORE (NOVEMBER 1995) CENTRAL OFFICE TEST SEQUENCE

PRESS-FIT TAILS: SEE TABLE
3. PRODUCT SPECIFICATION: GS-12-239
4. APPLICATION SPECIFICATION: GS-20-035
5. PRODUCT MARKING, (PART NUMBER & LOT CODE), ON THIS SURFACE
6. REFER TO CUSTOMER DRAWING 10035911 FOR INFORMATION REGARDING PCB LAYOUT OF POWER AND GUIDE MODULES RELATIVE TO SIGNAL MODULES
7. POSITIONS F AND L OF ODD NUMBERED COLUMNS AND POSITIONS G AND M OF EVEN NUMBERED COLUMNS CORRESPOND TO EARLY MATE HEADER PINS
8. THERE IS NO GROUND BUSSING WITHIN THE CONNECTOR SYSTEM
9. REFER TO CUSTOMER DRAWING 10045979 FOR INFORMATION ON PCB HOLE DIAMETERS AND PLATING OPTIONS.
10. LEAD FREE PRODUCT MEETS EUROPEAN UNION DIRECTIVES & OTHER COUNTRY REGULATIONS AS DESCRIBED IN GS-22-008.
11. THE HOUSING WILL WITHSTAND EXPOSURE TO 260°C PEAK TEMPERATURE FOR 40 SECONDS IN A CONVECTION, INFRA-RED OR VAPOR PHASE REFLOW OVEN.
12. PACKAGING MEETS GS-14-920 LEAD FREE LABELING SPECIFICATION.
13. MATING PIN H4 HAS 0.5mm LESS WIPE THAN THE SHORTEST SIGNAL PIN.
14. A  SYMBOL WILL BE NEXT TO ANY DIMENSION, VIEW, OR NOTE WHICH HAS BEEN MODIFIED WITH THE CURRENT DRAWING REVISION.

	title AirMax VS R/A HEADER ASSY PRESS-FIT, 120 POS, 16MM	dwg no 10041746	Rev. B
	catalog no -	CUSTOMER	sheet 5 of 5

