

Type AFC $-55\text{ }^{\circ}\text{C}$ to $105\text{ }^{\circ}\text{C}$

SMT Aluminum Electrolytic Capacitors - Low Impedance, $105\text{ }^{\circ}\text{C}$

Low Impedance and Long-Life for Filtering, Bypassing and Power Supply Decoupling



Type AFC Capacitors are the choice for high-frequency filtering. At 100 kHz, most ratings can handle more than twice the ripple current of type AHA. With solid performance at temperatures down to $-55\text{ }^{\circ}\text{C}$, Type AFC has more than 90% capacitance retention at $-20\text{ }^{\circ}\text{C}$ and 1 kHz. With low impedance to beyond 100 kHz, it is ideal for higher power DC/DC converters. The vertical cylindrical cases make for easy automatic mounting and reflow soldering, and offer big savings and higher capacitance compared to tantalum capacitors.

Highlights

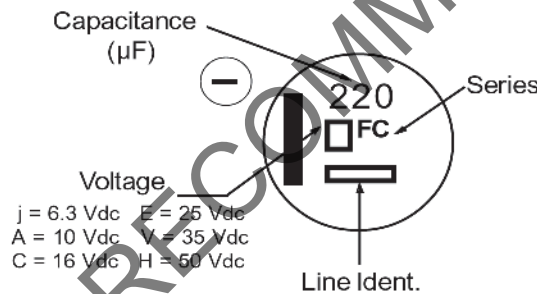
- $+105\text{ }^{\circ}\text{C}$, Up to 1000 Hour Load Life
- Capacitance Range: $1\text{ }\mu\text{F}$ to $1500\text{ }\mu\text{F}$
- Voltage Range: 6.3 Vdc to 50 Vdc
- AEC-Q200 Compliant

Specifications

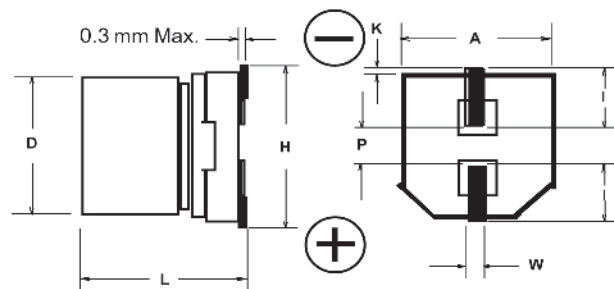
| | | | | | | | | | | | |
|--|--|----------|--------|---------|--------|---------|------|-------|------|------|------|
| Capacitance Range | 1.0 μF to 1500 μF | | | | | | | | | | |
| Capacitance Tolerance | $\pm 20\%$ @ 120 Hz and $+20\text{ }^{\circ}\text{C}$ | | | | | | | | | | |
| Rated Voltage | 6.3, 10, 16, 25, 50 Vdc | | | | | | | | | | |
| Operating Temperature Range | $-55\text{ }^{\circ}\text{C}$ to $+105\text{ }^{\circ}\text{C}$ | | | | | | | | | | |
| Leakage Current | $I = 0.01\text{ CV}$ or 3 (μA) whichever is greater after 2 minutes | | | | | | | | | | |
| Dissipation Factor | See ratings table | | | | | | | | | | |
| Ripple Current Multipliers (Frequency) | <table border="1"> <tr> <td>50/60 Hz</td> <td>120 Hz</td> <td>1 kHz</td> <td>10 kHz</td> <td>100 kHz</td> </tr> <tr> <td>0.70</td> <td>.0.75</td> <td>0.90</td> <td>0.95</td> <td>1.00</td> </tr> </table> | 50/60 Hz | 120 Hz | 1 kHz | 10 kHz | 100 kHz | 0.70 | .0.75 | 0.90 | 0.95 | 1.00 |
| 50/60 Hz | 120 Hz | 1 kHz | 10 kHz | 100 kHz | | | | | | | |
| 0.70 | .0.75 | 0.90 | 0.95 | 1.00 | | | | | | | |
| Load Life | 1000 h @ $+105\text{ }^{\circ}\text{C}$ Δ Capacitance $\pm 20\%$ DF: $\leq 200\%$ of limit DCL: $\leq 100\%$ of limit | | | | | | | | | | |
| Shelf Life | 1000 h @ $+105\text{ }^{\circ}\text{C}$ Δ Capacitance $\pm 20\%$ DF: $\leq 200\%$ of limit DCL: $\leq 100\%$ of limit | | | | | | | | | | |

[Regulatory Information](#)

AFC Series Marking



Outline Drawing



Case Dimensions

| Case Code | Dimensions in (mm) | | | | | | | |
|-----------|--------------------|--------------|-------------|---------|---------|----------------|---------|-------------------|
| | D ± 0.5 | L | A ± 0.2 | H (max) | I (ref) | W | P (ref) | K |
| B | 4.0 | 5.4 $+1,-2$ | 4.3 | 5.5 | 1.8 | 0.65 ± 0.1 | 1.0 | 0.35 + 0.15/-0.20 |
| C | 5.0 | 5.4 $+1,-2$ | 5.3 | 6.5 | 2.2 | 0.65 ± 0.1 | 1.5 | 0.35 + 0.15/-0.20 |
| D | 6.3 | 5.4 $+1,-2$ | 6.6 | 7.8 | 2.4 | 0.65 ± 0.1 | 1.8 | 0.35 + 0.15/-0.20 |
| E | 8.0 | 6.2 ± 3 | 8.3 | 9.5 | 3.4 | 0.65 ± 0.1 | 2.2 | 0.35 + 0.15/-0.20 |
| F | 8.0 | 10.2 ± 3 | 8.3 | 10.0 | 3.4 | 0.90 ± 0.2 | 3.2 | 0.70 ± 0.20 |
| G | 10.0 | 10.2 ± 3 | 10.3 | 12.0 | 3.5 | 0.90 ± 0.2 | 4.6 | 0.70 ± 0.20 |

Type AFC -55 °C to 105 °C SMT Aluminum Electrolytic Capacitors - Low Impedance, 105 °C

Ratings Table

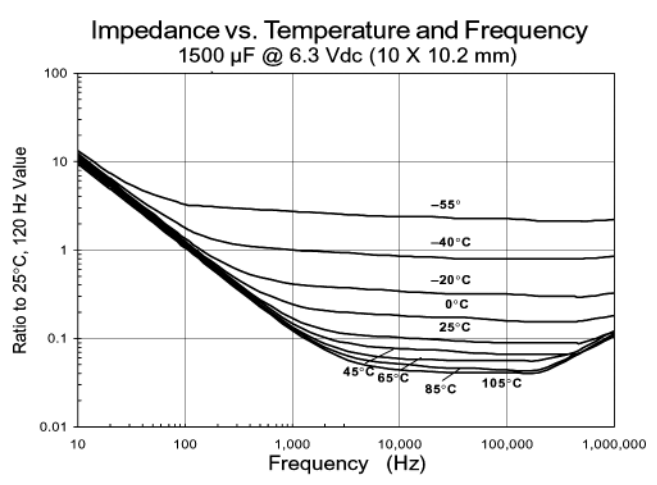
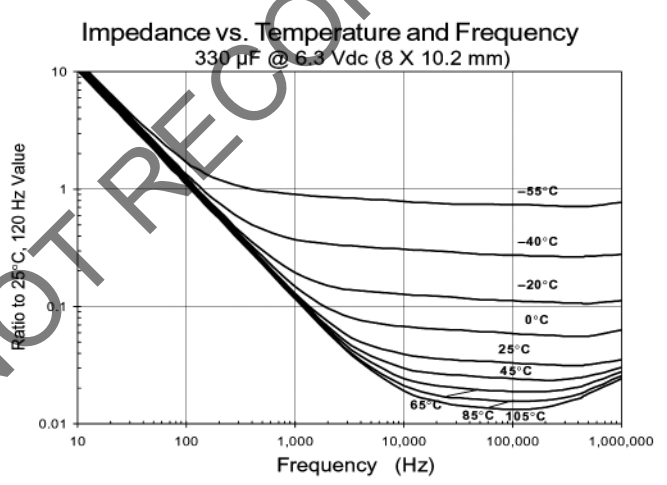
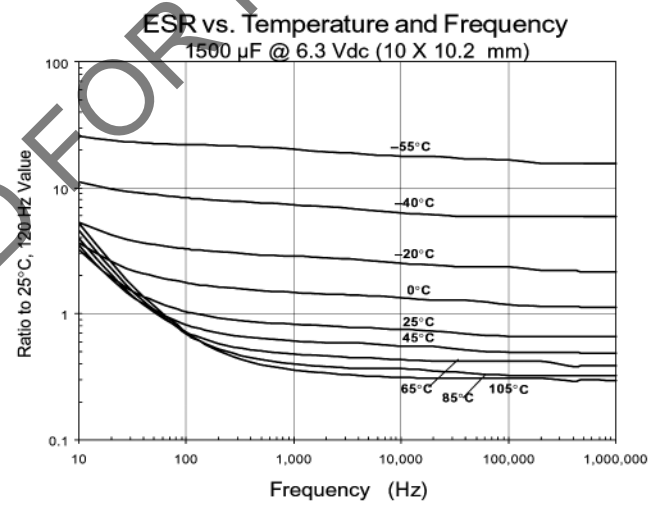
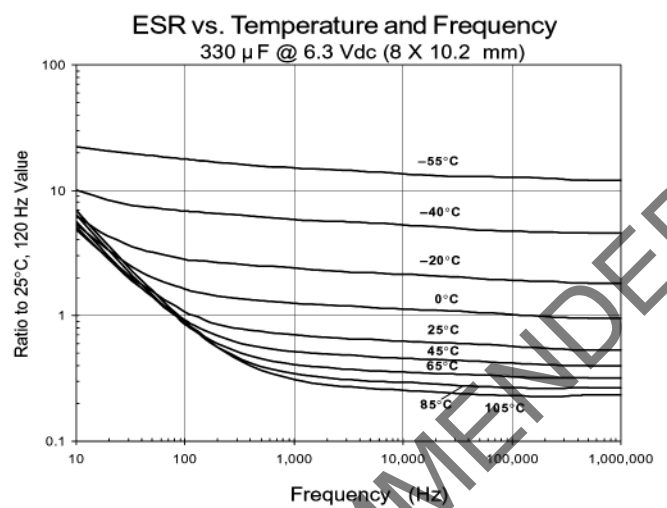
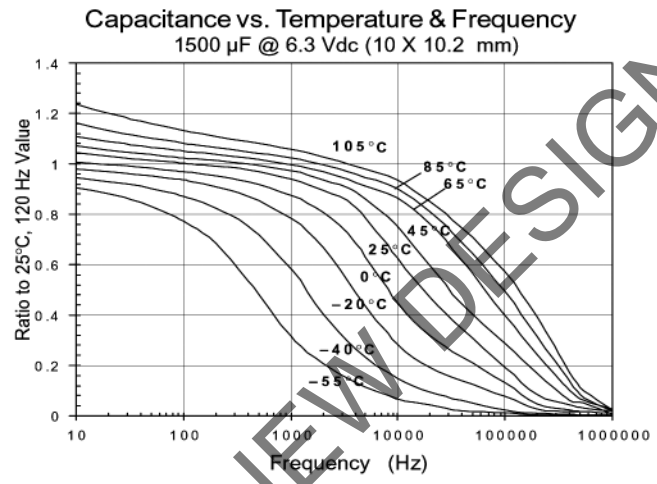
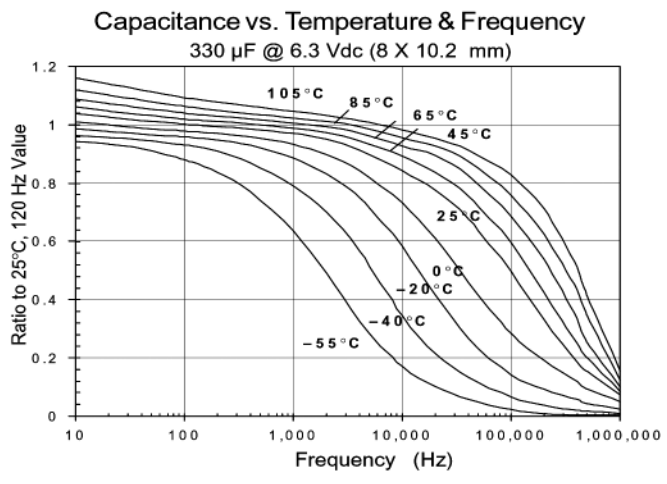
| Cap (µF) | Catalog Part Number | Max. DCL 2 min (mA) | Max. Dissipation Factor @ 120 Hz 20 °C | Max. ESR @ 120 Hz 20 °C (Ω) | Impedance @ 100 kHz 20 °C (Ω) | Max. Ripple Current @ 105 °C 100 kHz (mA) | Case Code | Size (mm) D x L | Quantity per Reel |
|------------------------------|---------------------|---------------------|--|-----------------------------|-------------------------------|---|-----------|-----------------|-------------------|
| 6.3 Vdc (8 Vdc Surge) | | | | | | | | | |
| 22.0 | AFC226M06B12T-F | 3.0 | 0.26 | 19.60 | 3.00 | 60 | B | 4 x 5.4 | 2000 |
| 47.0 | AFC476M06C12T-F | 3.0 | 0.26 | 9.20 | 1.80 | 95 | C | 5 x 5.4 | 1000 |
| 100.0 | AFC107M06D16T-F | 6.3 | 0.26 | 4.30 | 1.00 | 140 | D | 6.3 x 5.4 | 1000 |
| 220.0 | AFC227M06E16T-F | 13.9 | 0.26 | 2.00 | 0.40 | 230 | E | 8 x 6.2 | 1000 |
| 330.0 | AFC337M06F24T-F | 20.8 | 0.26 | 1.30 | 0.30 | 450 | F | 8 x 10.2 | 500 |
| 1000.0 | AFC108M06G24T-F | 63.0 | 0.26 | 0.43 | 0.15 | 670 | G | 10 x 10.2 | 500 |
| 1500.0 | AFC158M06G24T-F | 94.5 | 0.26 | 0.29 | 0.15 | 670 | G | 10 x 10.2 | 500 |
| 10 Vdc (13 Vdc Surge) | | | | | | | | | |
| 33.0 | AFC336M10C12T-F | 3.3 | 0.19 | 9.60 | 1.80 | 95 | C | 5 x 5.4 | 1000 |
| 100.0 | AFC107M10E16T-F | 10.0 | 0.19 | 3.20 | 0.40 | 230 | E | 8 x 6.2 | 1000 |
| 150.0 | AFC157M10E16T-F | 15.0 | 0.19 | 2.10 | 0.40 | 230 | E | 8 x 6.2 | 1000 |
| 220.0 | AFC227M10F24T-F | 22.0 | 0.19 | 1.40 | 0.30 | 450 | F | 8 x 10.2 | 500 |
| 470.0 | AFC477M10G24T-F | 47.0 | 0.19 | 0.67 | 0.15 | 670 | G | 10 x 10.2 | 500 |
| 1000.0 | AFC108M10G24T-F | 100.0 | 0.22 | 0.36 | 0.15 | 670 | G | 10 x 10.2 | 500 |
| 16 Vdc (20 Vdc Surge) | | | | | | | | | |
| 10.0 | AFC106M16B12T-F | 3.0 | 0.16 | 26.50 | 3.00 | 60 | B | 4 x 5.4 | 2000 |
| 22.0 | AFC226M16C12T-F | 3.5 | 0.16 | 12.10 | 1.80 | 95 | C | 5 x 5.4 | 1000 |
| 47.0 | AFC476M16D16T-F | 7.5 | 0.16 | 5.70 | 1.00 | 140 | D | 6.3 x 5.4 | 1000 |
| 68.0 | AFC686M16E16T-F | 10.9 | 0.16 | 3.90 | 0.40 | 230 | E | 8 x 6.2 | 1000 |
| 100.0 | AFC107M16E16T-F | 16.0 | 0.16 | 2.70 | 0.40 | 230 | E | 8 x 6.2 | 1000 |
| 220.0 | AFC227M16G24T-F | 35.2 | 0.16 | 1.20 | 0.15 | 670 | G | 10 x 10.2 | 500 |
| 330.0 | AFC337M16G24T-F | 52.8 | 0.16 | 0.80 | 0.15 | 670 | G | 10 x 10.2 | 500 |
| 470.0 | AFC477M16G24T-F | 75.2 | 0.16 | 0.60 | 0.15 | 670 | G | 10 x 10.2 | 500 |
| 680.0 | AFC687M16G24T-F | 108.8 | 0.16 | 0.40 | 0.15 | 670 | G | 10 x 10.2 | 500 |
| 25 Vdc (31 Vdc Surge) | | | | | | | | | |
| 6.8 | AFC685M25B12T-F | 3.0 | 0.14 | 34.10 | 3.00 | 60 | B | 4 x 5.4 | 2000 |
| 22.0 | AFC226M25D16T-F | 5.5 | 0.14 | 10.60 | 1.00 | 140 | D | 6.3 x 5.4 | 1000 |
| 33.0 | AFC336M25D16T-F | 8.3 | 0.14 | 7.00 | 1.00 | 140 | D | 6.3 x 5.4 | 1000 |
| 47.0 | AFC476M25E16T-F | 11.8 | 0.14 | 4.90 | 0.40 | 230 | E | 8 x 6.2 | 1000 |
| 68.0 | AFC686M25F24T-F | 17.0 | 0.14 | 3.40 | 0.30 | 450 | F | 8 x 10.2 | 500 |
| 100.0 | AFC107M25F24T-F | 25.0 | 0.14 | 2.30 | 0.30 | 450 | F | 8 x 10.2 | 500 |
| 220.0 | AFC227M25G24T-F | 55.0 | 0.14 | 1.10 | 0.15 | 670 | G | 10 x 10.2 | 500 |
| 330.0 | AFC337M25G24T-F | 82.5 | 0.14 | 0.70 | 0.15 | 670 | G | 10 x 10.2 | 500 |
| 470.0 | AFC477M25G24T-F | 117.5 | 0.14 | 0.50 | 0.15 | 670 | G | 10 x 10.2 | 500 |
| 35 Vdc (44 Vdc Surge) | | | | | | | | | |
| 1.0 | AFC105M35B12T-F | 3.0 | 0.12 | 199.00 | 3.00 | 60 | B | 4 x 5.4 | 2000 |
| 2.2 | AFC225M35B12T-F | 3.0 | 0.12 | 90.40 | 3.00 | 60 | B | 4 x 5.4 | 2000 |
| 3.3 | AFC335M35B12T-F | 3.0 | 0.12 | 60.30 | 3.00 | 60 | B | 4 x 5.4 | 2000 |
| 4.7 | AFC475M35B12T-F | 3.0 | 0.12 | 42.40 | 3.00 | 60 | B | 4 x 5.4 | 2000 |
| 6.8 | AFC685M35C12T-F | 3.0 | 0.12 | 29.30 | 1.80 | 95 | C | 5 x 5.4 | 1000 |
| 10.0 | AFC106M35C12T-F | 3.5 | 0.12 | 19.90 | 1.80 | 95 | C | 5 x 5.4 | 1000 |
| 22.0 | AFC226M35D16T-F | 7.7 | 0.12 | 9.10 | 1.00 | 140 | D | 6.3 x 5.4 | 1000 |
| 33.0 | AFC336M35E16T-F | 11.6 | 0.12 | 6.00 | 0.40 | 230 | E | 8 x 6.2 | 1000 |
| 47.0 | AFC476M35E16T-F | 16.5 | 0.12 | 4.20 | 0.40 | 230 | E | 8 x 6.2 | 1000 |
| 100.0 | AFC107M35G24T-F | 35.0 | 0.12 | 2.00 | 0.20 | 670 | G | 10 x 10.2 | 500 |
| 220.0 | AFC227M35G24T-F | 77.0 | 0.12 | 0.90 | 0.15 | 670 | G | 10 x 10.2 | 500 |
| 330.0 | AFC337M35G24T-F | 115.5 | 0.12 | 0.60 | 0.15 | 670 | G | 10 x 10.2 | 500 |
| 50 Vdc (63 Vdc Surge) | | | | | | | | | |
| 1.0 | AFC105M50B12T-F | 3.0 | 0.12 | 199.00 | 5.00 | 30 | B | 4 x 5.4 | 2000 |
| 2.2 | AFC225M50B12T-F | 3.0 | 0.12 | 90.50 | 5.00 | 30 | B | 4 x 5.4 | 2000 |
| 3.3 | AFC335M50B12T-F | 3.0 | 0.12 | 60.30 | 5.00 | 30 | B | 4 x 5.4 | 2000 |
| 4.7 | AFC475M50C12T-F | 3.0 | 0.12 | 42.40 | 3.00 | 50 | C | 5 x 5.4 | 1000 |
| 10.0 | AFC106M50D16T-F | 5.0 | 0.12 | 19.90 | 2.00 | 70 | D | 6.3 x 5.4 | 1000 |
| 22.0 | AFC226M50E16T-F | 11.0 | 0.12 | 9.10 | 0.70 | 120 | E | 8 x 6.2 | 1000 |
| 33.0 | AFC336M50F24T-F | 16.5 | 0.12 | 6.00 | 0.60 | 300 | F | 8 x 10.2 | 500 |
| 47.0 | AFC476M50G24T-F | 23.5 | 0.12 | 4.20 | 0.30 | 500 | G | 10 x 10.2 | 500 |
| 100.0 | AFC107M50G24T-F | 50.0 | 0.12 | 2.00 | 0.30 | 500 | G | 10 x 10.2 | 500 |
| 220.0 | AFC227M50G24T-F | 110.0 | 0.12 | 0.90 | 0.30 | 500 | G | 10 x 10.2 | 500 |

Part Numbering System

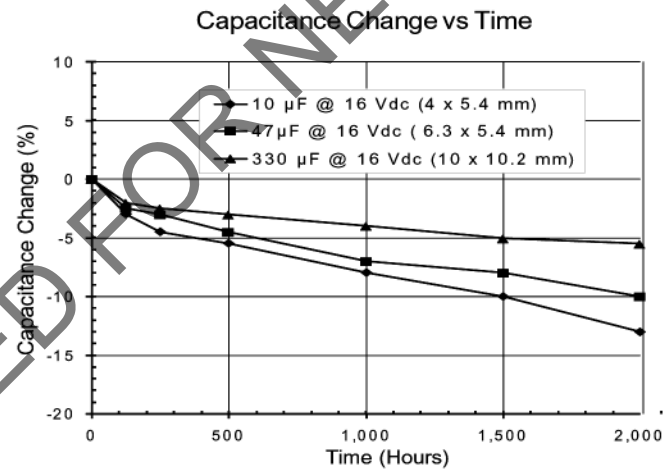
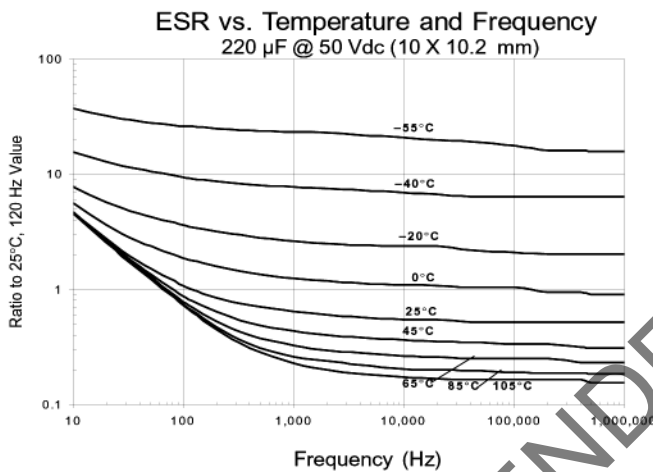
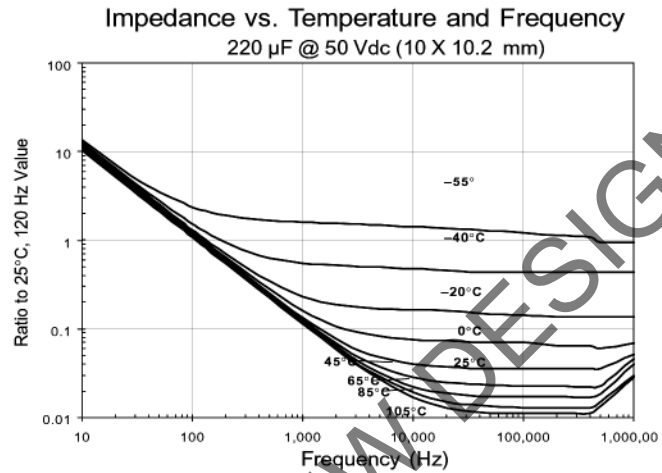
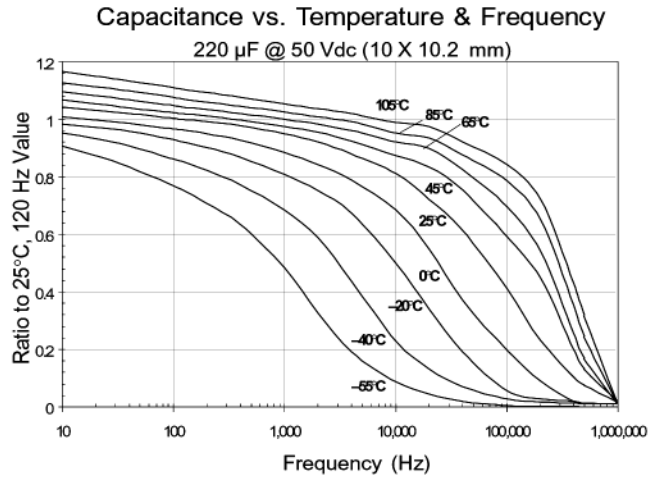
| | | | | | | |
|-------------|--------------------|--------------------|--------------------------|------------------|------------------------------|-----------------------|
| AFC | 106 | M | 16 | B | 12T | -F |
| I | I | I | I | I | I | I |
| Type | Capacitance | Capacitance | Voltage | Case Code | Packaging Information | RoHS Compliant |
| | 105 = 1.0 µF | Tolerance | 06 = 6.3 Vdc 25 = 25 Vdc | | 12 = Carrier tape | |
| | 106 = 10.0 µF | M = ±20% | 10 = 10 Vdc 35 = 35 Vdc | | Width (mm) | |
| | 107 = 100.0 µF | | 16 = 16 Vdc 50 = 50 Vdc | | T = Tape & Reel | |
| | 108 = 1000 µF | | | | B = bulk | |

Type AFC -55 °C to 105 °C SMT Aluminum Electrolytic Capacitors - Low Impedance, 105 °C

Typical Performance Curves



Type AFC -55°C to 105°C SMT Aluminum Electrolytic Capacitors - Low Impedance, 105°C



Notice and Disclaimer: All product drawings, descriptions, specifications, statements, information and data (collectively, the "Information") in this datasheet or other publication are subject to change. The customer is responsible for checking, confirming and verifying the extent to which the Information contained in this datasheet or other publication is applicable to an order at the time the order is placed. All Information given herein is believed to be accurate and reliable, but it is presented without any guarantee, warranty, representation or responsibility of any kind, expressed or implied. Statements of suitability for certain applications are based on the knowledge that the Cornell Dubilier company providing such statements ("Cornell Dubilier") has of operating conditions that such Cornell Dubilier company regards as typical for such applications, but are not intended to constitute any guarantee, warranty or representation regarding any such matter – and Cornell Dubilier specifically and expressly disclaims any guarantee, warranty or representation concerning the suitability for a specific customer application, use, storage, transportation, or operating environment. The Information is intended for use only by customers who have the requisite experience and capability to determine the correct products for their application. Any technical advice inferred from this Information or otherwise provided by Cornell Dubilier with reference to the use of any Cornell Dubilier products is given gratis (unless otherwise specified by Cornell Dubilier), and Cornell Dubilier assumes no obligation or liability for the advice given or results obtained. Although Cornell Dubilier strives to apply the most stringent quality and safety standards regarding the design and manufacturing of its products, in light of the current state of the art, isolated component failures may still occur. Accordingly, customer applications which require a high degree of reliability or safety should employ suitable designs or other safeguards (such as installation of protective circuitry or redundancies or other appropriate protective measures) in order to ensure that the failure of an electrical component does not result in a risk of personal injury or property damage. Although all product-related warnings, cautions and notes must be observed, the customer should not assume that all safety measures are indicated in such warnings, cautions and notes, or that other safety measures may not be required.