

**Sub-Miniature Toggle Switches for Printed Circuit Boards — Wave Solderable
Series T8000 PCB Toggle Switches**

SPECIFICATIONS

- Mechanical life – 500,000 operations minimum
- Contact resistance – 25 milliohms maximum
- Dielectric strength – 1000 VAC rms
- Ambient temperature range – -20°C to +70°C
- Weight – 0.06 ounces (1.7 grams)
- Electrical life – 100,000 operations minimum
- Red nylon lever supplied as standard. Various colors are available. For information consult Electroswitch
- Contact material – Gold over nickel over silver over copper

CURRENT RATINGS


Type	Load	Nominal Rating, Amperes			
		6V dc	12V dc	28V dc	125V ac
T8201-T8207	Resistive	1	1	0.5	0.5

NOTE: For special .5 VA max. rating @ 28 VAC or DC contact Electroswitch.

SELECTION TABLE (Bold Face Type indicates items normally in Distributor Stock)

Circuit With Lever In ①			Poles & Throw	No. Of Positions	Catalog Number By Terminal Length 0.130" (3.30 mm)
Position A	Position B	Position C			
ON	NONE	ON	2 Circ.	2	T8201
ON	NONE	ON*		2	T8202
ON*	NONE	ON		2	T8203
ON	OFF	ON*		3	T8204
ON*	OFF	ON		3	T8205
ON	OFF	ON		3	T8206
ON*	OFF	ON*	3	3	T8207

* Momentary Contact



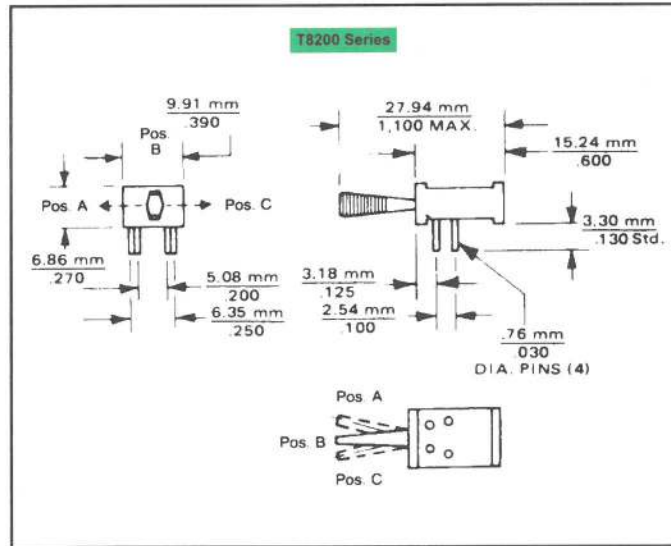
Gold-plated shorting bar and terminals provide over 500,000 cycles low level current/voltage operation on all Series

Drain holes permit complete flux wash-down




Simple 2-piece spring/cam-block mechanism results in long mechanical life

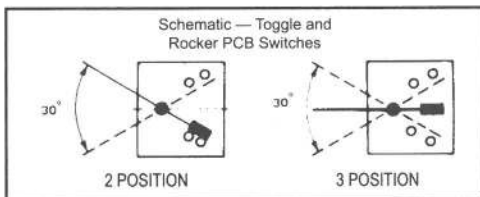
APPROXIMATE DIMENSIONS



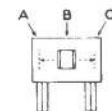
OPTIONS ②



- Various lever styles and colors
- Terminal lengths



PADDLE OR ROCKER POSITION ①



SWITCH VIEWED FROM TOGGLE END

② For information on optional features consult Electroswitch.

CAUTION — MANUAL SWITCHES ARE AFFECTED BY HEAT, CLEANING SOLVENTS AND FLUX. EXTREME CARE SHOULD BE EXERCISED DURING HAND SOLDERING AND WAVE SOLDERING TO PREVENT SWITCH CONTAMINATION.