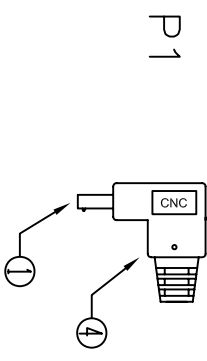
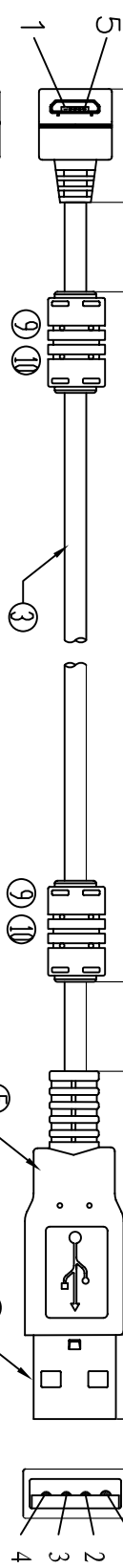
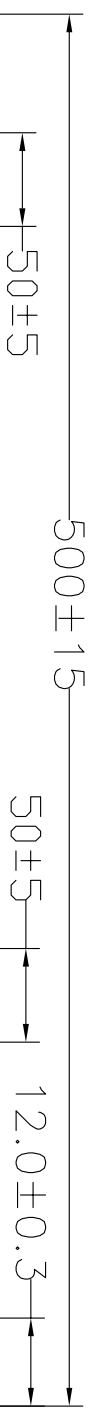
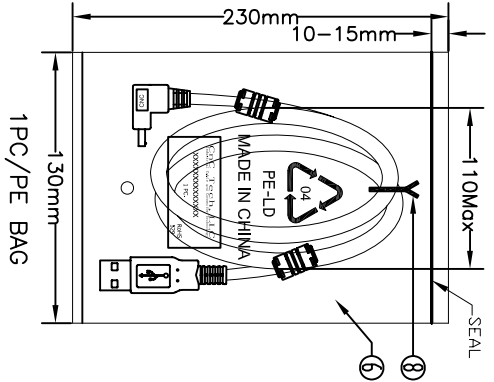


UNIT:mm

4 3 2 1



PIN ASSIGNMENT	
P1	P2
1	1
2	2
3	3
4	4
5	5
SHELL	SHELL



Electrical test:
 1. 100% short, open, miswire test
 2. Conduct resistance: 2 Ohm(max)
 3. Insulation resistance: 10Mohm(min)
 4. dielectric test: DC 300V

⑩	FORE	2	FORE ID:5.6*OD12*L20mm
⑨	OUT JACKET	12g	BLACK PVC-40P (MOULD NO:CH-003)
⑧	TIE	1	BLACK L=60mm
⑦	PE BAG	1/10	CLEAR SIZE: 280*330*0.05mm PRINT BLACK"MADE IN CHINA"+"10PCS"及印生产周期,有透气孔.
⑥	PE BAG	1	CLEAR SIZE: 130*230*0.05mm PRINT BLACK"MADE IN CHINA"+"1PC"及印生产周期,有透气孔.
⑤	OUT JACKET	5g	BLACK PVC-40P (MOULD NO:WM-40)
④	IN JACKET	2g	CAEAR PE (MOULD NO:NM-140)
④	OUT JACKET	3g	BLACK PVC-40P (MOULD NO:WM-272)
③	CABLE	1	USB2.0 UL2725 [28AWG(7/0.12TC+AL)*1P+28AWG(7/0.12TC)*2C]+AEB(48B ALMG) JACKET:BLACK OD:3.5mm L=500±10mm
②	CONN	1set	USB A MALE SHELL:NICKEL PIN:G/F CRIMP TYPE INSULATOR COLOR:WHITE
①	CONN	1	MICRO USB 5P B/M SOLDER TYPE SHELL:NICKEL PIN:G/F INSULATOR COLOR:BLACK
NO	NAME	Q'TY	SPECIFICATION

4 3 2 1

CNC Tech, LLC
 Industrial Cable and Connector Technology

DRAWN	ANDY	DRAWING NO	VG/LJQ-094-088-A
CHECKED		CUSTOMER	CNC
APPROVAL		ITEM NO.	102-1392-BL-F0050
DECIDED		DATE	2014-06-16
VERSIONS/EDITION	A/0	PROJECTION	

A

A

B

B

C

C

D

D