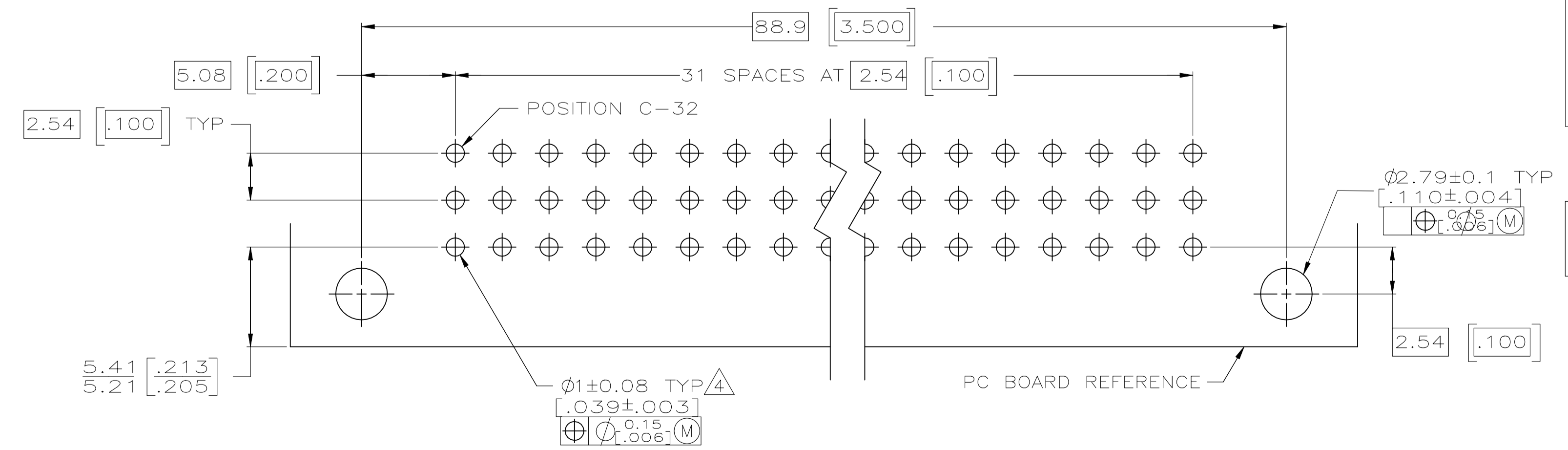
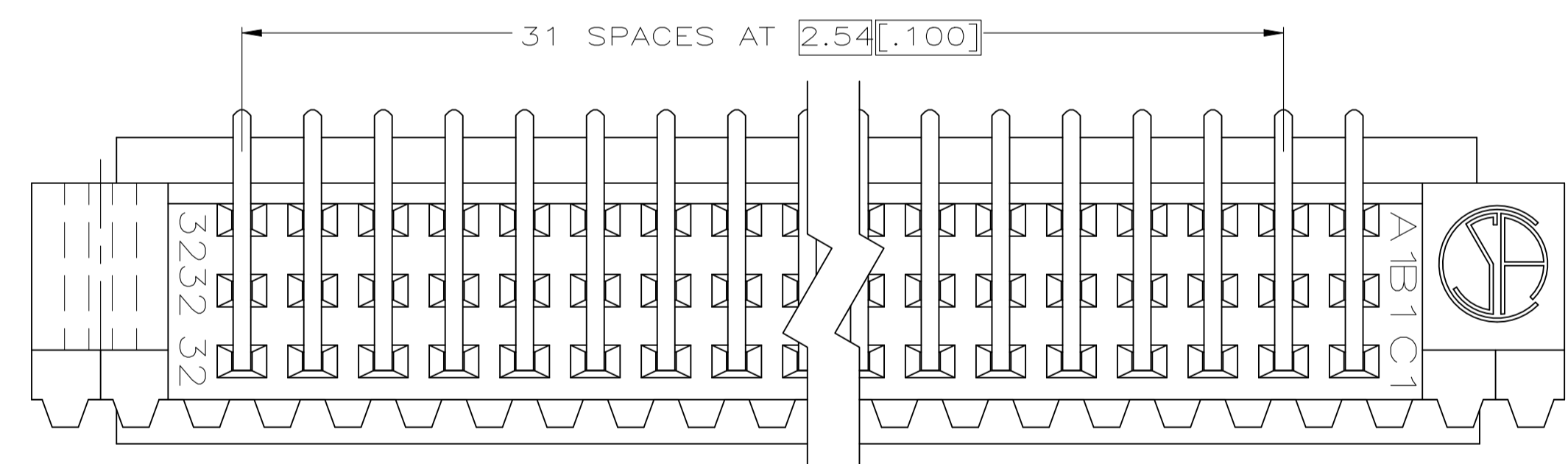
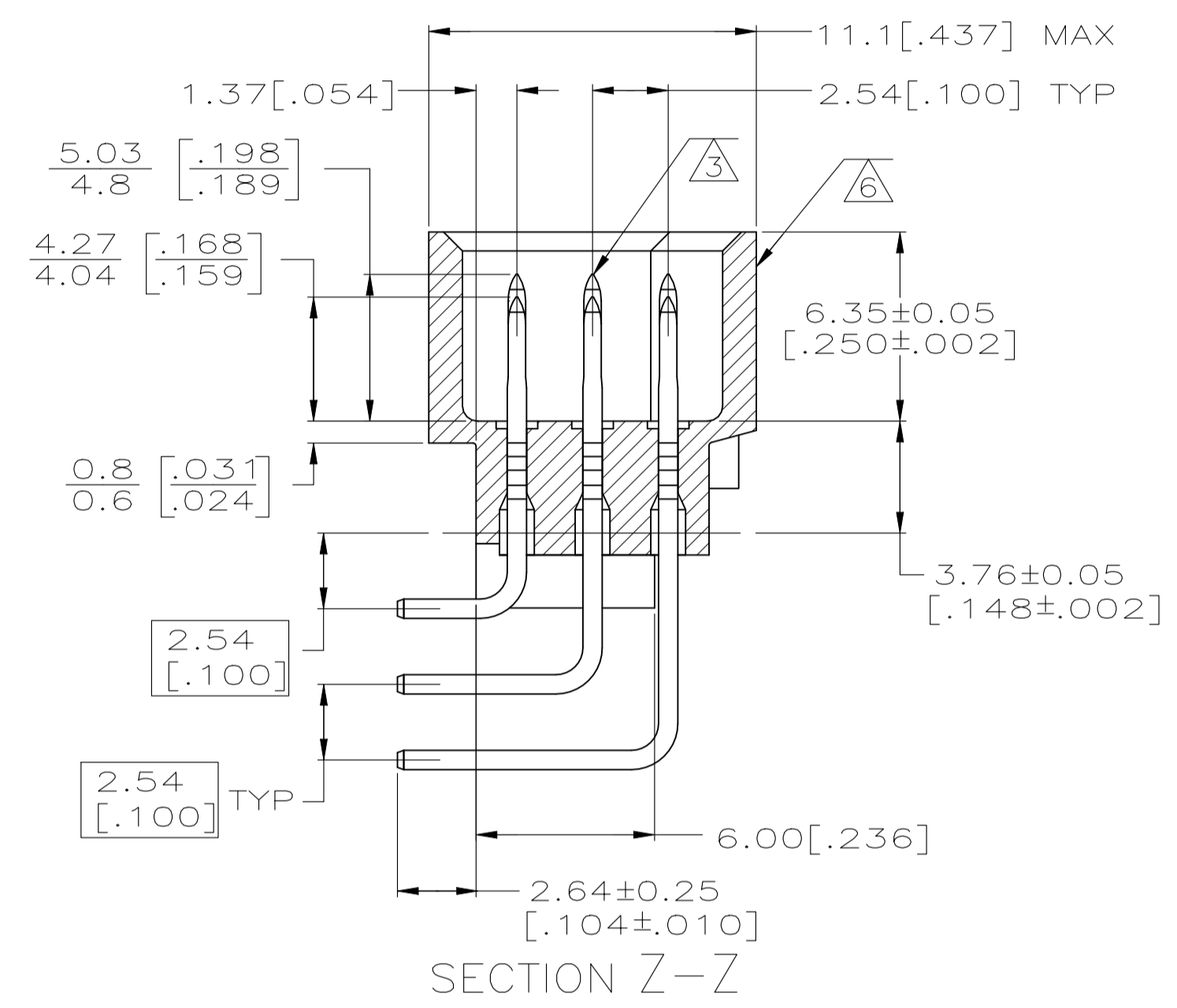
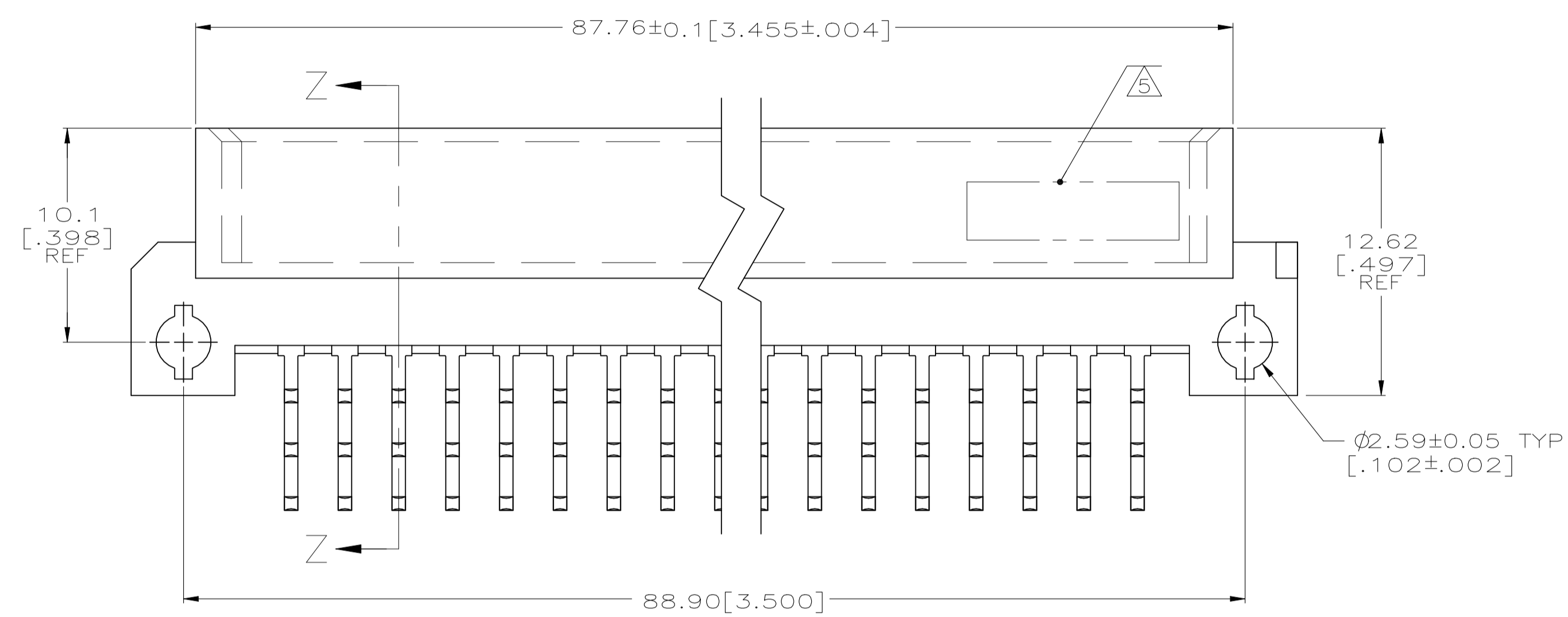
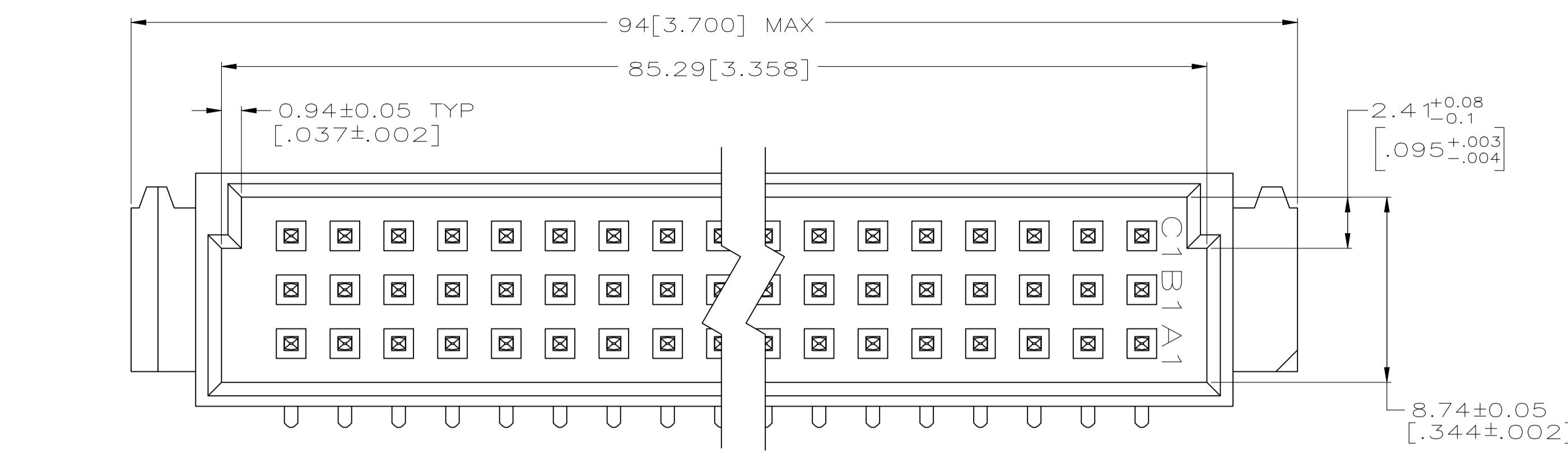


REVISIONS				
REV	DESCRIPTION	DATE	BY	APPV
A	REVISED PER ECO-21-005209	05JUL2021	SY	HL

- 1 HOUSING MATERIAL: GLASS-FILLED POLYMER.
- 2 POST MATERIAL: COPPER ALLOY.
- 3 POST FINISH: DIN 41612 CLASS 2 IN CONTACT AREA. TIN PLATE ON POSTS.
- 4 RECOMMENDED HOLE SIZE FOR MANUAL APPLICATION OF CONNECTOR ONTO PC BOARD.
- 5 PART NUMBER, DATE CODE MARKED THIS APPROXIMATE AREA.
- 6 MARKING ON THIS SIDE.



CONTACTS	CONTACTS	ROWS	NO. OF LOADED POSITION	ASSY PART NUMBER
8,9	1-7,10-32	C	32	2-5536437-1
9	1-8,10-32	B	32	
NONE	1-32	A	32	2-5536437-0
NONE	2,4,6,8,...30,32	C	32	
NONE	NONE	B	32	1-5536437-9
2,32	4,6,8,10,...28,30	A	32	
2-31	1,32	C	32	1-5536437-7
1-32	NONE	B	32	
2-32	1	A	32	1-5536437-3
2-4,7-32	NONE	C	29	
1,9-31	8,32	B	26	1-5536437-2
1,2,4-6,9-32	NONE	A	29	
1,5,7,32	2-4,6,8-31	C	32	1-5536437-1
6,8,14,16,18,20,26,28	1-5,7,9-13,15,17,19,21-25,27,29-32	B	32	
1,32	2-31	A	32	5536437-6
3,6,9,12,15,18,31,32	1,2,4,5,7,8,10,11,13,14,16,17,19-30	C	32	
2,3,6-26	1,4,5,27-32	B	32	5536437-4
2,5,8,11,14,17,20	1,3,4,6,7,9,10,12,13,15,16,18,19,21-32	A	32	
1,32	2-31	C	32	5536437-1
NONE	1-32	B	32	
1,32	2-31	A	32	5536437-3
9	1-8,10-32	C	32	
20,23	1-19,21,22,24-32	B	32	5536437-2
9,11,15,17,19	1-8,10,12-14,16,18,20-32	A	32	
1,32	2-31	C	32	5536437-1
1,32	2-31	B	32	
1,32	2-31	A	32	

OBSOLETE

OBSOLETE

THIS DRAWING IS A CONTROLLED DOCUMENT.

DIMENSIONS: mm [INCHES]

TOLERANCES UNLESS OTHERWISE SPECIFIED:

0. PLC	±	-
1. PLC	±	-
2. PLC	±	0.13[.005]
3. PLC	±	-
4. PLC	±	-
ANGLES	±	-

MATERIAL: 1, 2 FINISH: 3

THIS DRAWING IS A CONTROLLED DOCUMENT.

DIN J. POLIGNONE OSMAVOS  
 CWK A. SHARPE OSMAVOS  
 APVD A. SHARPE OSMAVOS NAME  
 PRODUCT SPEC  
 APPLICATION SPEC

ASSY, PIN, EUROCARD, TYPE C, 96 POS, 2.64[.104] SOLDER POST, WITH MFBL CONTACTS

SIZE: A1 CAGE CODE: 00779 DRAWING NO: 5536437 RESTRICTED TO: -

WEIGHT: 0.000000 SCALE: 5:1 SHEET: 1 OF 1 REV: A

CUSTOMER DRAWING