



Pre-Insulated POD-LOK Receptacles

187 and 250 Series, Straight and Flag Orientation

Pre-insulated POD-LOK receptacle terminals combine Positive Lock receptacles with Glow Wire Test (GWT), UL 94 V-0 rated housings. The result is an ergonomic, low insertion force (LIF) receptacle and integral robust housing supplied in strip form that can be crimped and applied in one quick step with an automatic applicator.

POD-LOK receptacles can offer significant applied cost savings, as no secondary operation is required to apply the housings. An automated applicator crimps the receptacle to the wire and slides the housing into its installed position. Both straight and flag types are offered in 187 and 250 series. The LIF receptacles offer the security of a locking feature that resists accidental disconnection, but permits relatively easy intentional extraction. The integrated housings provide insulation to help prevent shock and short hazards, and they act as a removal tool.

KEY FEATURES AND BENEFITS

- 2-in-1 receptacle/housing supports low applied cost as the applicator can crimp receptacle to wire and push housing onto receptacle in one operation
- Low insertion force eases assembly and may help prevent unintended partial connections
- The locking feature on the receptacle helps prevent unintentional disconnection — a common cause of field failures reported by customers
- Large gripping and pushing surfaces make the housing ergonomically friendly, potentially contributing to line workers' comfort and productivity
- The nylon 6/66 housing material provides excellent electrical insulation and mechanical protection of connections while meeting GWT 750°C and UL 94 V-0
- UL recognized, file E28476, aiding with the compliance of end products

TARGET MARKETS

- Power cord applications
- Water valve applications
- Appliances
- HVAC
- Vending machines

MATERIALS

- Contact: Pre tin-plated brass
- Housing: Natural color 6/66 nylon meeting GWT 750°C, no flame per IEC 60335-1, as well as UL 94 V-0 flammability

RATINGS

- Voltage: 600 VAC
- Continuous current: 3-20A, dependent upon wire size
- Operating temperature: -40 to 105°C
- Contact insertion force: 27N [6.07 lbs], max.
- Contact retention force: 89N [20 lbs], min. (1st extraction)

DESIGN-IN QUESTIONS:

- Would you like to potentially lower your applied costs by utilizing a quick disconnect solution that automatically crimps a receptacle to wire and applies a housing in one easy step?
- Do you need to reduce the insertion forces of mating quick disconnect terminals for improved ergonomics in your assembly operation?
- Would you like to better assure your connection will not come loose if a pulling force is exerted on the wires?
- Do you need a housing that meets GWT 750°C (no flame), and/or UL 94 V-0 flammability?
- Would you like a solution that provides an audible “snap” when the receptacle mates with a tab, as well as one that can be easily unmated if necessary for maintenance?

If the answers are “yes,” pre-insulated POD-LOK receptacles and application tooling could represent a great solution for your application.

Pre-Insulated POD-LOK Receptacles

Quick Reference Guide




HOW DOES IT WORK?

- Once applied, the POD-LOK receptacle assembly's Positive Lock receptacle and the integral housing work together as a system
- Locking dimple on the receptacle latches into hole of the mating tab
- Housing insulates and acts as a removal tool
- Once the receptacle in its housing is locked onto the tab, it is very difficult to remove by pulling on the wire
- Pulling back on the housing releases the receptacle's latch, and the receptacle can be easily removed from the tab




HOW DOES THE OPTIONAL BACK COVER WORK?

- Once applied, the flag-type POD-LOK receptacle assembly's housing is open on the back. This is not an issue for most applications, but some customers have requested a back cover to more fully enclose the receptacle and provide a surface on which to press
- To meet this need, snap on covers of natural color VO GWT nylon resin have been designed for both 187 and 250 series models
- The covers simply snap on, with integral latches holding them in position

250 SERIES POD-LOK PRE-INSULATED RECEPTACLES

Product Image	Part Number	Orientation	Wire Size	Insulation Diameter	Mating Tab Size	Stock Thickness	Applicator PN
	2299282-1	Straight	22-18 AWG [.32-.82 mm ²]	.09-.11 in [2.2-3.0 mm]	.250 x .032 in [6.3 x .8 mm]	.0157 in [.4 mm]	1855703
	2299282-2	Straight	18-14 AWG [.82-2.1 mm ²]	.11-.15 in [3.0-4.0 mm]	.250 x .032 in [6.3 x .8 mm]	.0157 in [.4 mm]	1855700
	2299282-3	Straight	12 AWG [2.1-3.3 mm ²]	.134-.20 in [3.40-5.08 mm]	.250 x .032 in [6.3 x .8 mm]	.0157 in [.4 mm]	1855705
	2299280-1	Flag	22-18 AWG [.32-.82 mm ²]	.09-.11 in [2.2-3.0 mm]	.250 x .032 in [6.3 x .8 mm]	.0157 in [.4 mm]	1855704
	2299280-2	Flag	16-14 AWG [1.3-2.1 mm ²]	.11-.15 in [3.0-4.0 mm]	.250 x .032 in [6.3 x .8 mm]	.0157 in [.4 mm]	1855701
	2299280-3	Flag	12 AWG [2.1-3.3 mm ²]	.134-.170 in [3.40-4.32 mm]	.250 x .032 in [6.3 x .8 mm]	.0157 in [.4 mm]	1855701
	2317947-1	Optional snap-on cover for use on the back side of a 250 flag housing					

187 SERIES POD-LOK PRE-INSULATED RECEPTACLES

Product Image	Part Number	Orientation	Wire Size	Insulation Diameter	Mating Tab Size	Stock Thickness	Applicator PN
	2299286-1	Straight	20-24 AWG [.2-.3 mm ²]	.06-.11 in [1.52-2.79 mm]	.187 x .020 in [4.75 x .5 mm]	.011 in [.3 mm]	1855706
	2299286-2	Straight	20-16 AWG [.5-1.4 mm ²]	.09-.13 in [2.29-3.30 mm]	.187 x .020 in [4.75 x .5 mm]	.011 in [.3 mm]	1855707
	2299287-1	Flag	24-20 AWG [.2-.3 mm ²]	.06-.11 in [1.52-2.7 mm]	.187 x .020 in [4.75 x .5 mm]	.011 in [.3 mm]	1855708
	2299287-2	Flag	20-16 AWG [.5-1.4 mm ²]	.09-.13 in [2.29-3.30 mm]	.187 x .020 in [4.75 x .5 mm]	.011 in [.3 mm]	1855709
	2317947-2	Optional snap-on cover for use on the back side of a 187 flag POD-LOK housing					

TE TECHNICAL SUPPORT CENTER

USA: +1 (800) 522-6752

Latin/S. America +54 (0) 11-4733-2200

France: +33 (0) 1-3420-8686

Canada: +1 (905) 475-6222

Germany: +49 (0) 6251-133-1999

Netherlands: +31 (0) 73-6246-999

Mexico: +52 (0) 55-1106-0800

UK: +44 (0) 800-267666

China: +86 (0) 400-820-6015

te.com

POD-LOK, Positive Lock, TE, TE Connectivity, TE Connectivity (logo) and Every Connection Counts are trademarks. All other logos, products and/or company names referred to herein might be trademarks of their respective owners.

The information given herein, including drawings, illustrations and schematics which are intended for illustration purposes only, is believed to be reliable. However, TE Connectivity makes no warranties as to its accuracy or completeness and disclaims any liability in connection with its use. TE Connectivity's obligations shall only be as set forth in TE Connectivity's Standard Terms and Conditions of Sale for this product and in no case will TE Connectivity be liable for any incidental, indirect or consequential damages arising out of the sale, resale, use or misuse of the product. Users of TE Connectivity products should make their own evaluation to determine the suitability of each such product for the specific application.

© 2018 TE Connectivity Ltd. family of companies All Rights Reserved.

1-1773948-4

06/18 Original