



1215-1250, 1559-1610 MHz GNSS ANTENNA

Part Number: 2108848-1

FEATURES & BENEFITS

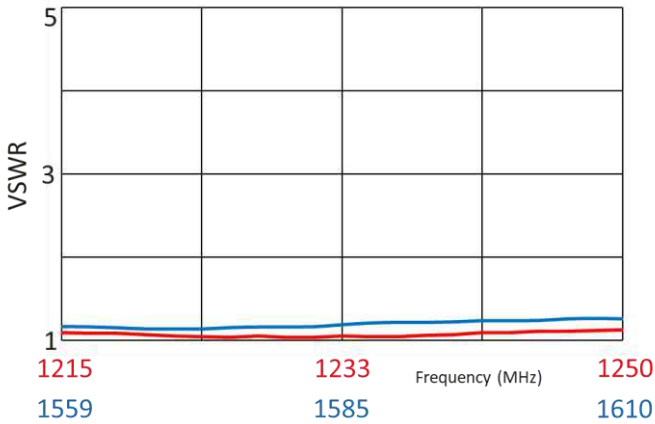
- L1+G1 & L2+G2 Multi bands for GNSS
- Dual Port Patch Antenna
- Through-hole assembly
- The following data is based on Dia.150mm ground size

SPECIFICATIONS

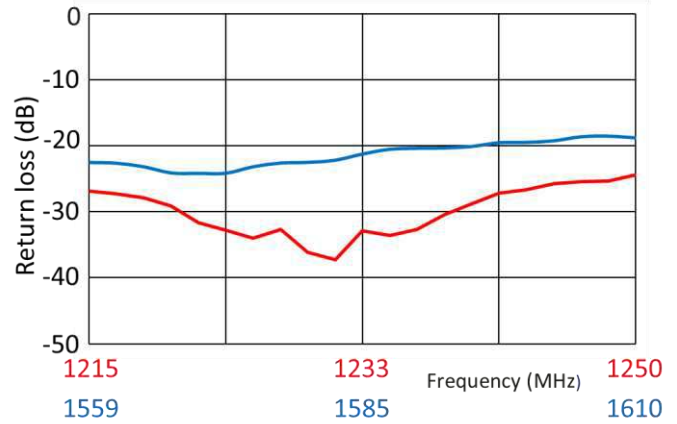
Frequency Range (MHz)	1215 - 1250	1559 - 1610
VSWR	< 1.2:1	< 1.3:1
Peak Gain at Zenith	Typ. 4.2 dBic	Typ. 6.0 dBic
Axial ratio at Zenith	Typ. 1.5 dB	Typ. 1.9 dB
Average Gain	-3.6 dBic	-2.5 dBic
Isolation	-18 dB	-20dB
LNA (Voltage & Current)	N/A	
Feed Point Impedance	50 ohms	
Polarization	RHCP	
Size	33.0 mm x 33.0 mm x 15.0 mm	
Weight	< 46.0 g	
Mounting	Adhesive Tape	
Mating Connector	N/A	
Cable	N/A	
Operating Temperature	-40 to +85°C	
Storage Temperature	-40 to +85°C	
Hazardous Materials	A certificate of conformance is available from the product page on TE website.	

RF DATA

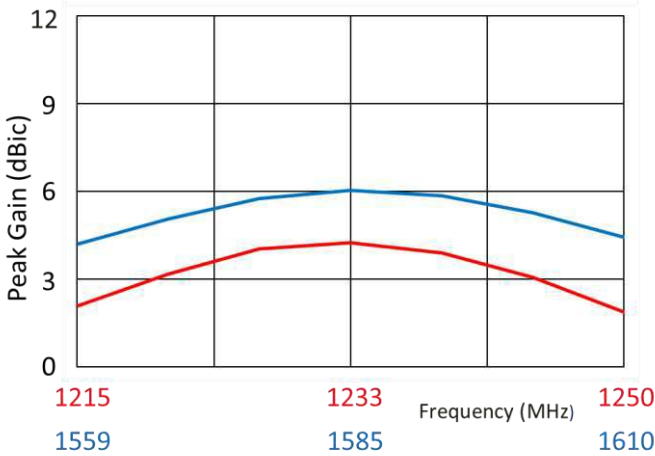
VSWR



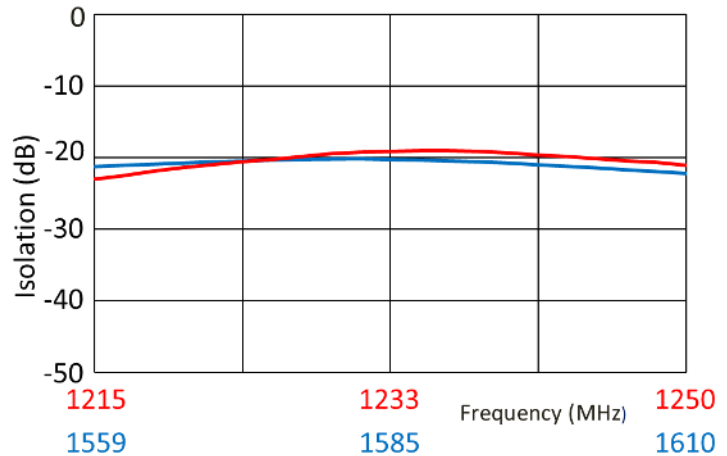
Return Loss



Peak Gain

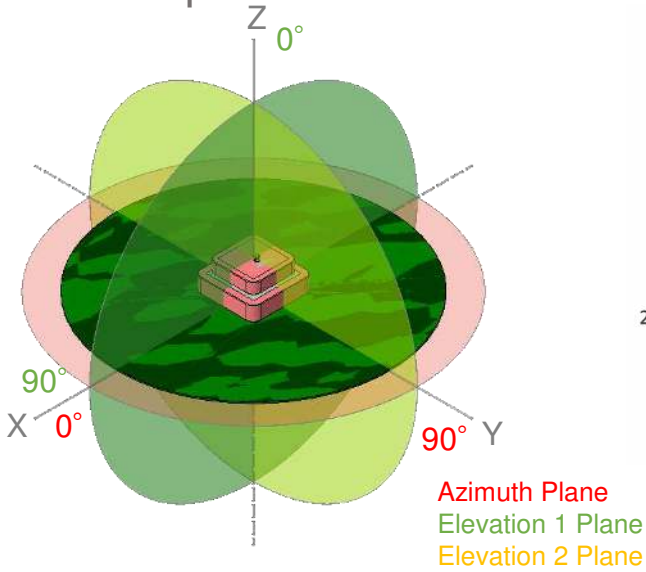


Isolation

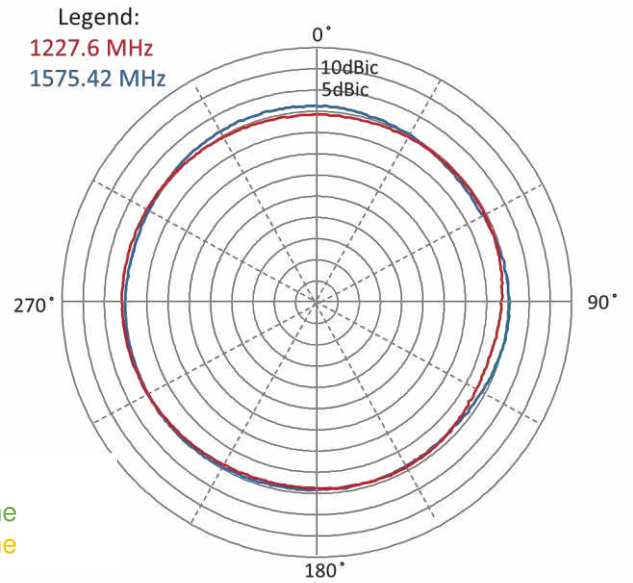


RADIATION PATTERN

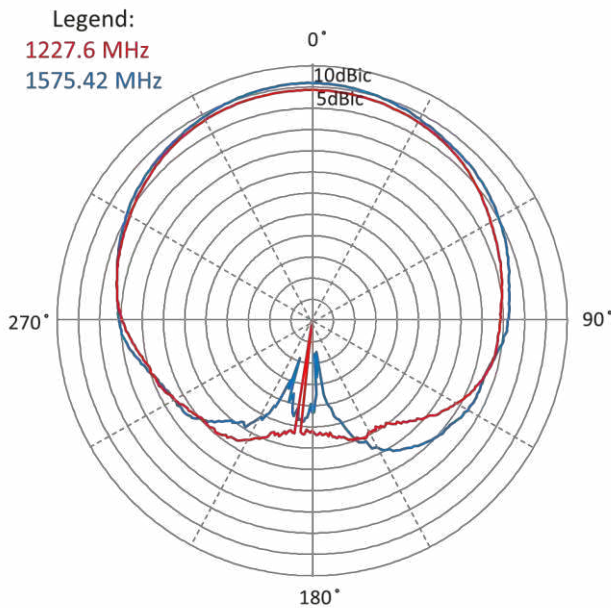
Test setup



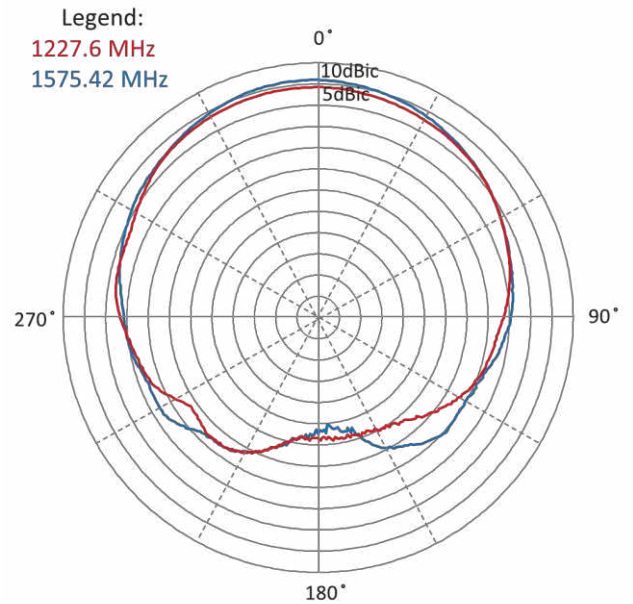
Azimuth



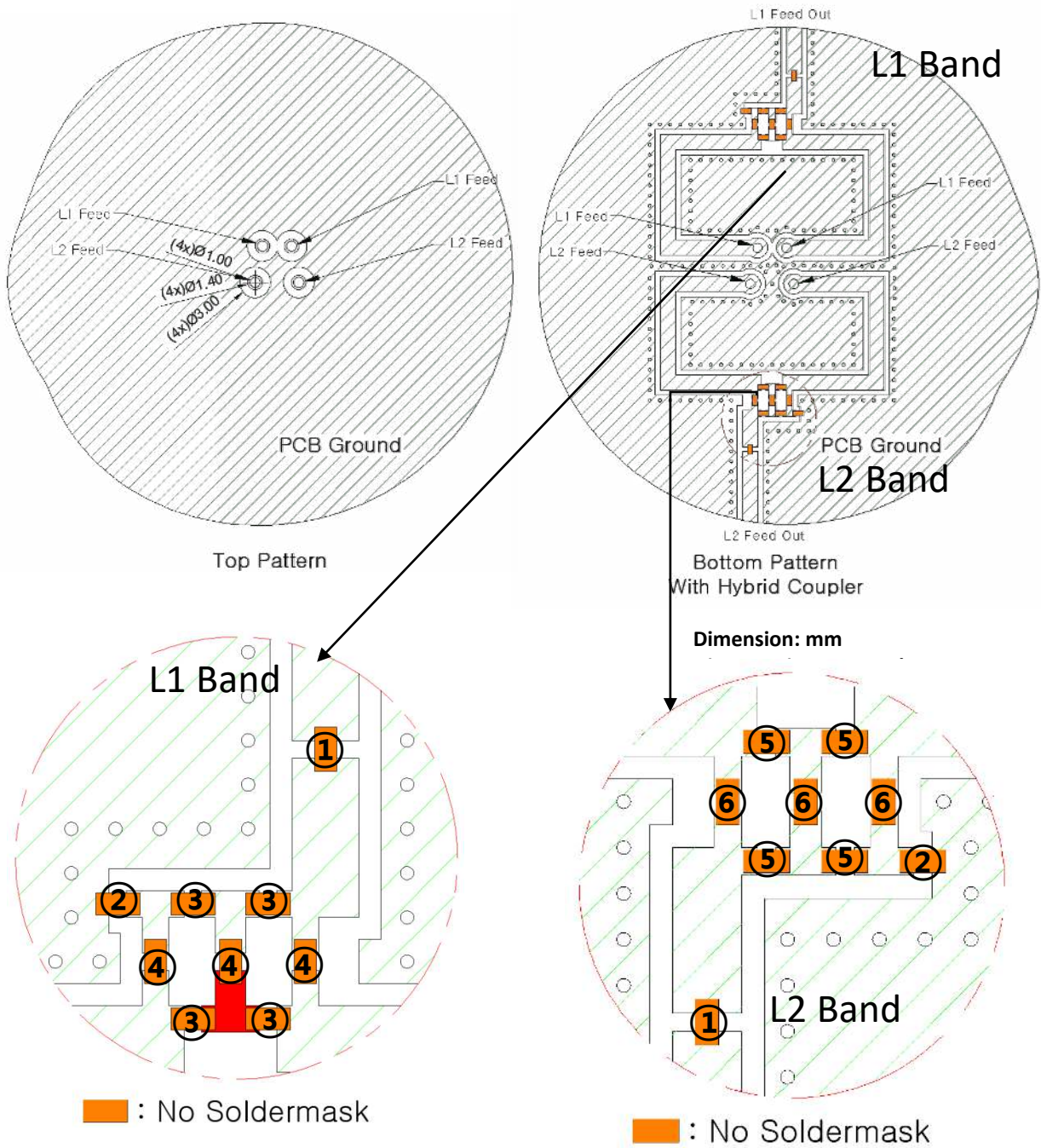
Elevation 1



Elevation 2



MOUNTING GUIDE



NOTES: 1. Suggested matching component pads
 2. Please contact us for more information
 3. Measured with below matching circuit condition.

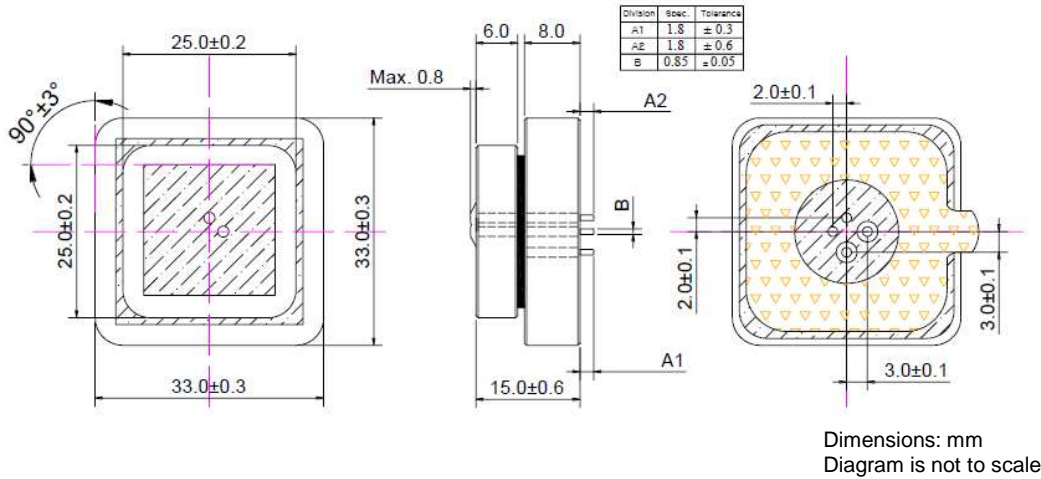
- ① 100pF ② 50ohm ③ 2.2pF ④ 4.7nH ⑤ 3.0pF ⑥ 6.8nH

Dimension: mm
 Diagrams is not to scale

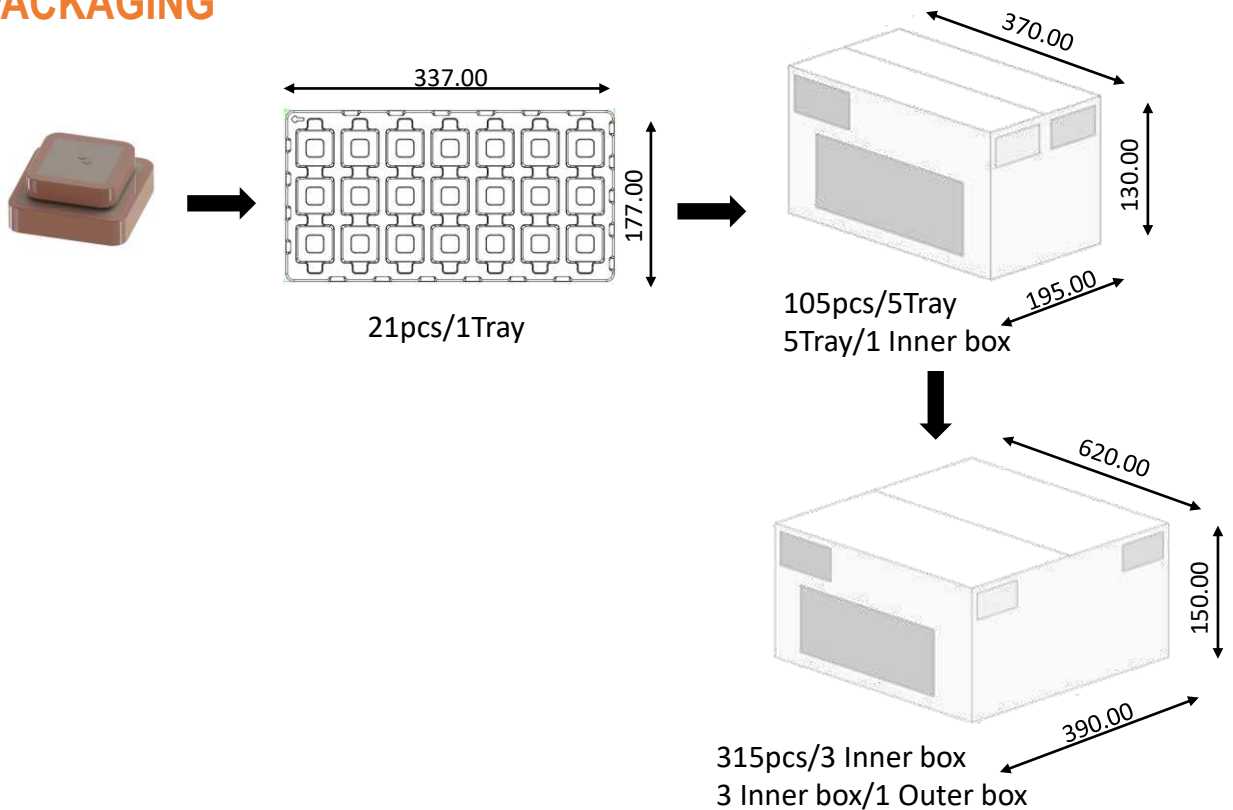
1215-1250, 1559-1610 MHz GNSS ANTENNA

Standard Antenna Solutions

DIMENSIONS



PACKAGING



1215-1250, 1559-1610 MHz GNSS ANTENNA

Standard Antenna Solutions

TE TECHNICAL SUPPORT CENTER

USA:	+1 (800) 522-6752
Canada:	+1 (905) 475-6222
Mexico:	+52 (0) 55-1106-0800
Latin/S. America:	+54 (0) 11-4733-2200
Germany:	+49 (0) 6251-133-1999
UK:	+44 (0) 800-267666
France:	+33 (0) 1-3420-8686
Netherlands:	+31 (0) 73-6246-999
China:	+86 (0) 400-820-6015

For phone numbers in other countries, go to te.com/support-center

te.com

TE Connectivity, TE Connectivity (logo) are trademarks. All other logos, products and/or company names referred to herein might be trademarks of their respective owners.

The information given herein, including drawings, illustrations and schematics which are intended for illustration purposes only, is believed to be reliable. However, TE Connectivity makes no warranties as to its accuracy or completeness and disclaims any liability in connection with its use. TE Connectivity's obligations shall only be as set forth in TE Connectivity's Standard Terms and Conditions of Sale for this product and in no case will TE Connectivity be liable for any incidental, indirect or consequential damages arising out of the sale, resale, use or misuse of the product. Users of TE Connectivity products should make their own evaluation to determine the suitability of each such product for the specific application.

© 2020 TE Connectivity Ltd. family of companies All Rights Reserved.

03/2023