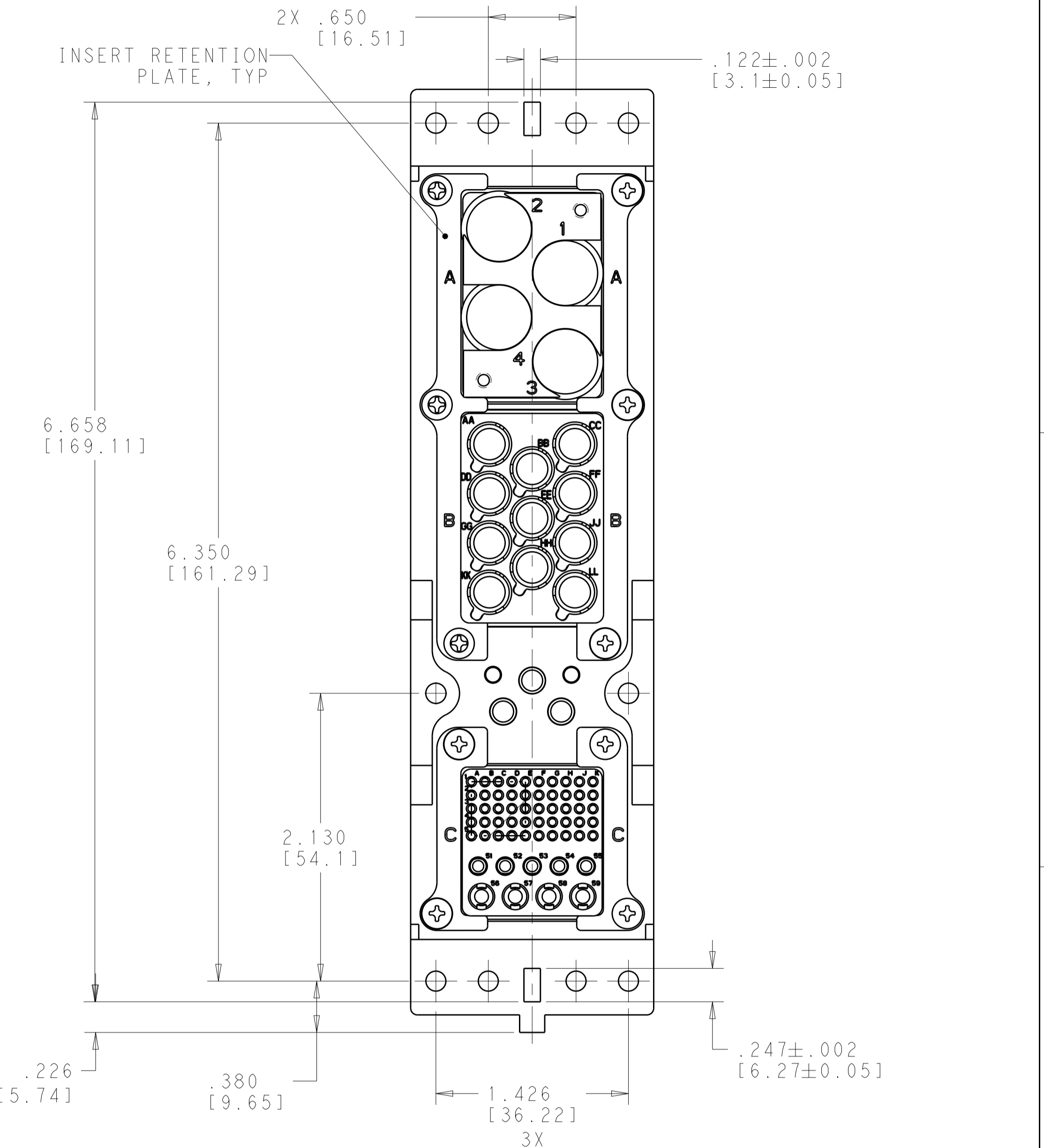
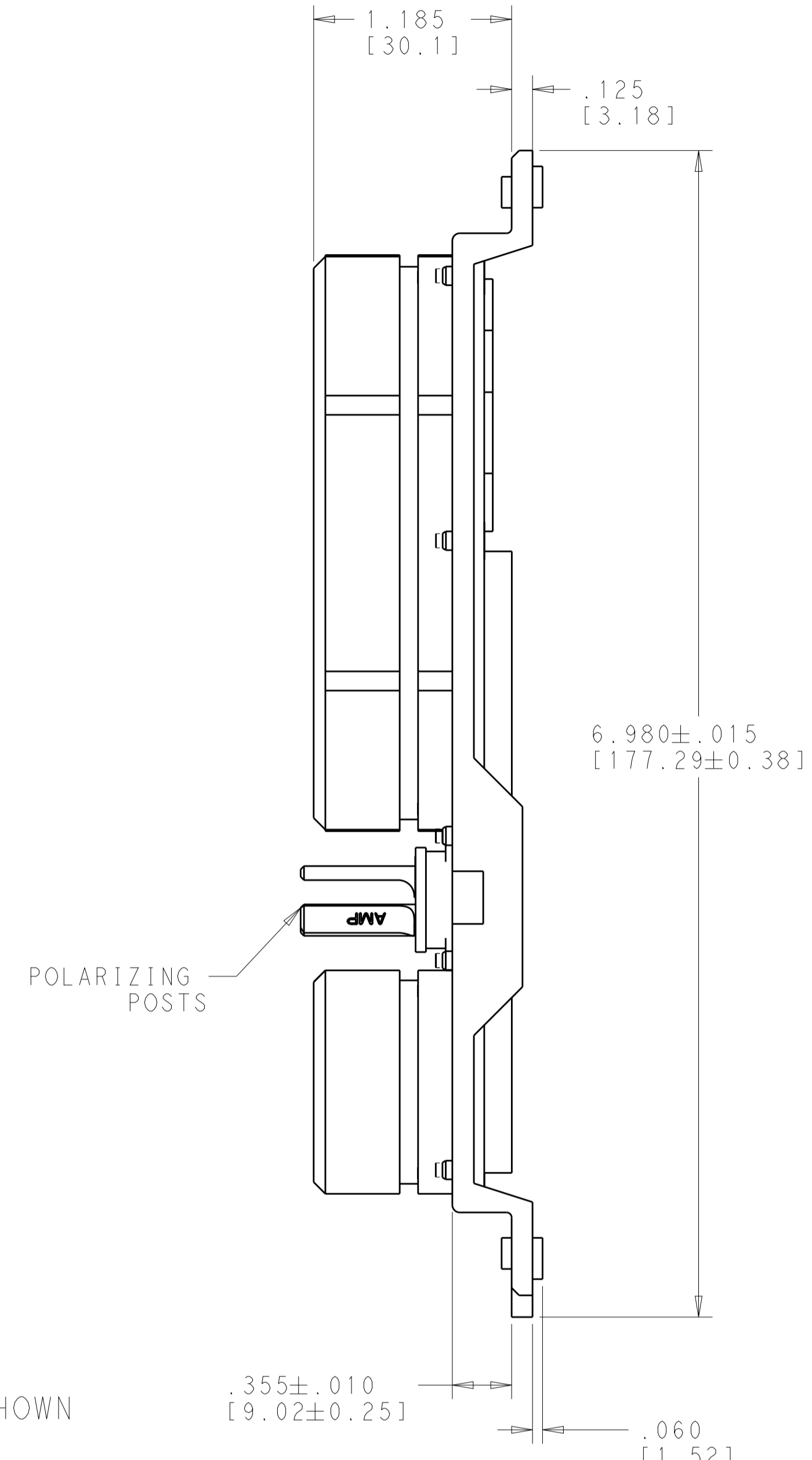
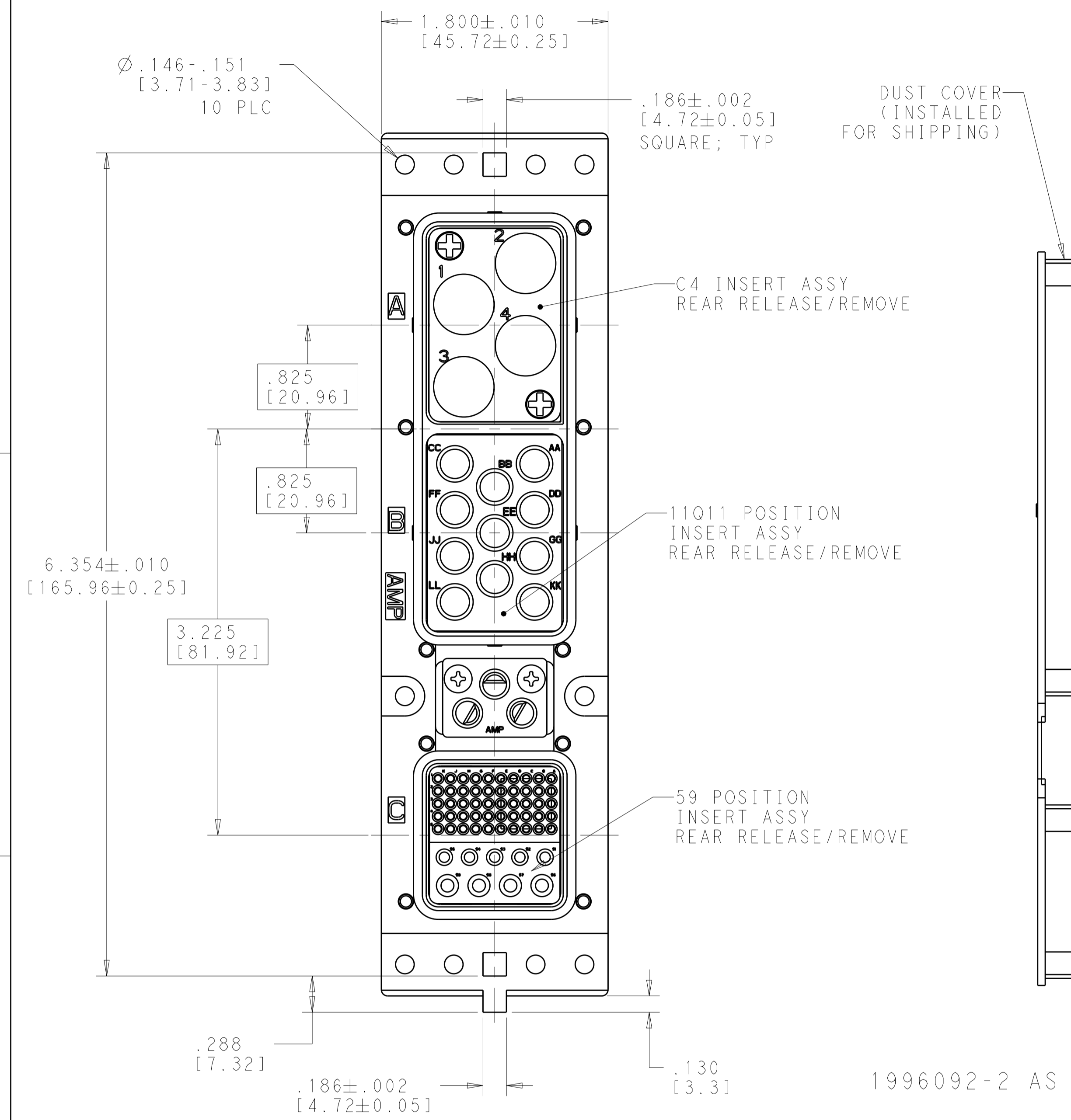


REVISONS		DATE	OWN	APVD
REV	DESCRIPTION			
J	REV PER ECO 17-010614	7-26-17	CT	RL



1996092-2 AS SHOWN

COMPONENT	MATERIAL	FINISH
SHELL	DIE CAST ALUMINUM PER ASTM-B-85	SEE TABLE
RETENTION PLATES	ALUMINUM ALLOY PER ASTM-B-209	SEE TABLE
RETENTION PLATE SCREWS	STAINLESS STEEL	PASSIVATED
POLARIZING POSTS	ZINC ALLOY PER ASTM-B-86	ELECTROLESS NICKEL PER MIL-C-26074 CLASS 4, GRADE B
POLARIZING RETAINING PLATE	ALUMINUM ALLOY PER ASTM-B-209	BLUE ANODIZED PER MIL-A-8625
59 POSITION INSERT	THERMOSET OR THERMOPLASTIC PPS PER MIL-M-24519	-
C4 INSERT	ALUMINUM ALLOY PER ASTM-B-209	CHEMICAL CONVERSION PER MIL-C-5541, CLASS 1A
11Q11 INSERT	ALUMINUM ALLOY PER QQ-A-225/6	ELECTROLESS NICKEL PER MIL-C-26074, CLASS 1A
GROUND SPRING (-1 ONLY)	BERYLLIUM COPPER	ELECTROLESS NICKEL PER MIL-C-26074

- CONNECTOR DIMENSIONS ARE PER ARINC 600 SPECIFICATION.
  - DUST COVER INSTALLED FOR SHIPPING.
  - KEYING INSTALLED IN POSITION "09" AS SHOWN.
  - CONTACTS AND FILLER PLUGS (IF INCLUDED) SHIPPED IN A SEPERATE CONTAINER WITH CONNECTOR.
  - GROUND SPRINGS ARE SOLDERED TO SHELL. (-1 ONLY).
- ⚠ ELECTROLESS NICKEL PER MIL-C-26074, CLASS 4, GRADE B.  
 ⚠ CHEMICAL CONVERSION PER MIL-C-5541, CLASS 1A.

DESCRIPTION	SHELL AND RETENTION PLATE FINISH	KEYING POSITION	PART NUMBER
MODULE A NO CONTACTS OR FILLER PLUGS MODULE B NO CONTACTS OR FILLER PLUGS MODULE C TE PART NO. 208262-3 (SZ 22 CRIMP PIN; QTY = 12) TE PART NO. 208270-2 (SZ 16 CRIMP SKT; QTY = 4)	⚠	"09"	1996092-2
MODULE A NO CONTACTS OR FILLER PLUGS MODULE B TE PART NO. 1445693-1 (SZ 8 QUADRAX; QTY = 7) TE PART NO. 1996636-1 (SZ 8 FILLER PLUG; QTY = 3) MODULE C TE PART NO. 208262-3 (SZ 22 CRIMP PIN; QTY = 12) TE PART NO. 1663767-5 (SZ 22 FILLER PLUG; QTY = 38) TE PART NO. 208270-2 (SZ 16 CRIMP SKT; QTY = 4) TE PART NO. 1663767-7 (SZ 16 FILLER PLUG; QTY = 2) TE PART NO. 1663767-8 (SZ 12 FILLER PLUG; QTY = 4)	⚠	"09"	1996092-1

THIS DRAWING IS A CONTROLLED DOCUMENT. DWN C.C. THOMAS 7-27-17  
 CHK R. LACUESTA 7-27-17  
 APVD R. LACUESTA 7-27-17

DIMENSIONS: INCHES [mm]

TOLERANCES UNLESS OTHERWISE SPECIFIED:  
 0 PLC ±  
 1 PLC ±  
 2 PLC ±  
 3 PLC ±.005 (0.13)  
 4 PLC ±  
 ANGLES ±

MATERIAL SEE TABLE FINISH SEE TABLE

WEIGHT - APPLICATION SPEC

CUSTOMER DRAWING

SIZE CAGE CODE DRAWING NO RESTRICTED TO  
 A100779C=1996092

SCALE 3:2 SHEET 1 OF 1 REV J

TE Connectivity  
 PLUG ASSEMBLY, SIZE 2, ARINC 600;  
 (C4/11Q11/59)