



BAT750

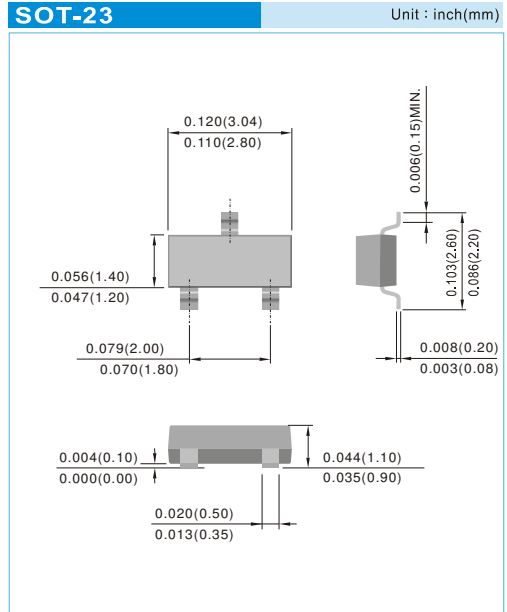
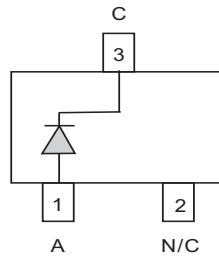
SCHOTTKY BARRIER DIODE

FEATURES

- Low V_F
- High current capability
- Lead free in compliance with EU RoHS 2011/65/EU directive
- Green molding compound as per IEC61249 Std. . (Halogen Free)

MECHANICAL DATA

- Case : SOT-23, Plastic
- Terminals : Solderable per MIL-STD-750, Method 2026
- Approx. Weight : 0.0003 ounces, 0.0084 grams
- Marking : 750



ABSOLUTE MAXIMUM RATINGS

Parameter	Symbol	Limit	Unit
Collector reverse voltage	V_R	40	V
RMS reverse voltage	$V_{R(RMS)}$	28	V
Forward current (continuous)	I_F	750	mA
Forward voltage@ $I_F=750mA$	V_F	490	mV
Average peak forward current; DC=50%	I_{FAV}	1500	mA
Non repetitive forward current $t_{\leq 100\mu s}$ $t_{\leq 8.3ms}$	I_{FSM}	12 5.5	A
Power dissipation@ $T_A=25^\circ C$	P_{TOT}	350	mW
Typical thermal resistance, junction to ambient air	$R_{\theta JA}$	286	$^\circ C/W$
Storage temperature range	T_{STG}	-55 to + 150	$^\circ C$
Junction temperature	T_J	125	$^\circ C$



BAT750

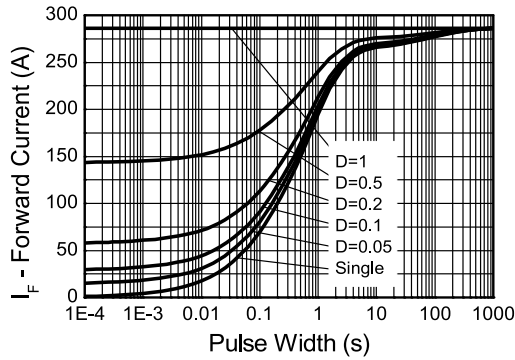
ELECTRICAL CHARACTERISTICS (@T_A=25°C unless otherwise stated)

Parameter	Symbol	Conditions	Min.	Typ.	Max.	Units
Reverse breakdown voltage	V _{(BR)R}	I _R =300 A	40	60	-	V
Forward voltage(Note 1)	V _F	I _F =50mA	-	250	280	mV
		I _F =100mA	-	270	310	
		I _F =250mA	-	310	350	
		I _F =500mA	-	350	420	
		I _F =750mA	-	390	490	
		I _F =1000mA	-	420	540	
Reverse current	I _R	V _R =30V	-	50	100	A
Off state junction capacitance	C _J	V _R =25V, f=1.0MHz	-	18	-	pF

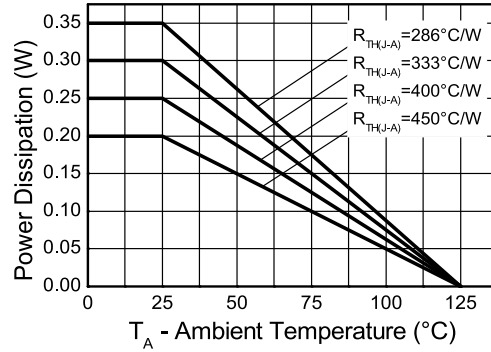
Note : 1.Measured under pulsed conditions. Pulse width = 300 duty cycle < 2%



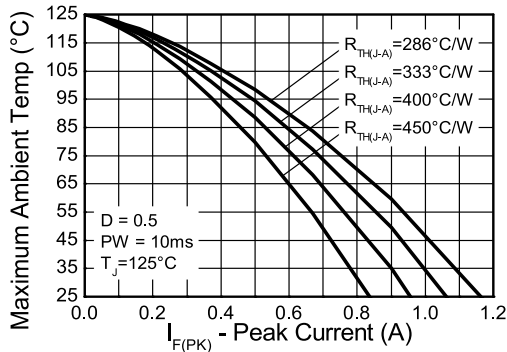
BAT750



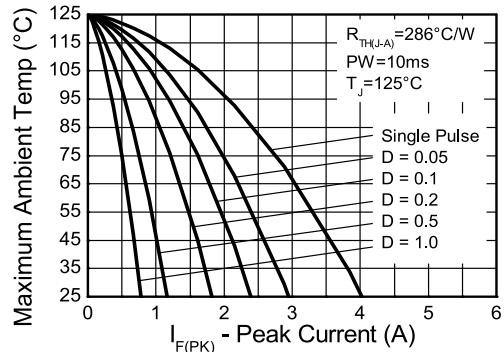
Transient Thermal Impedance



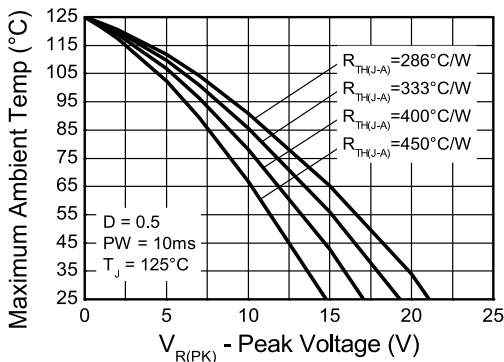
Derating Curves



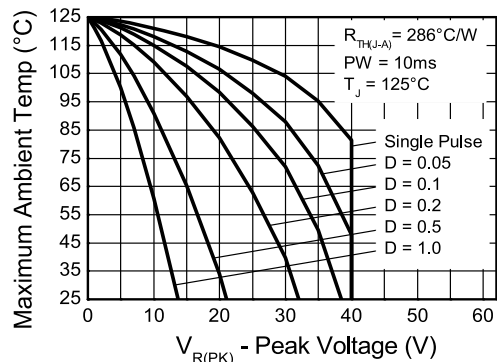
Forward Safe Operating Area



Forward Safe Operating Area



Reverse Safe Operating Area



Reverse Safe Operating Area



BAT750

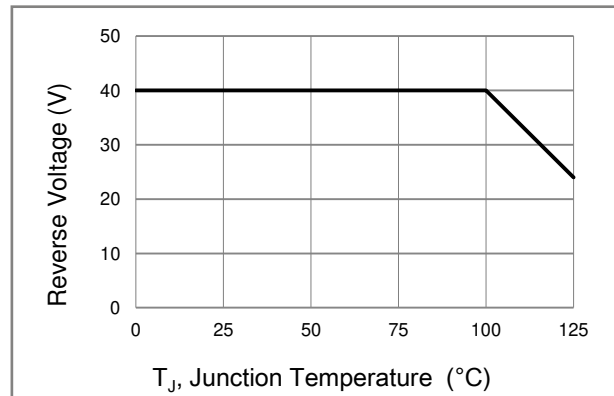
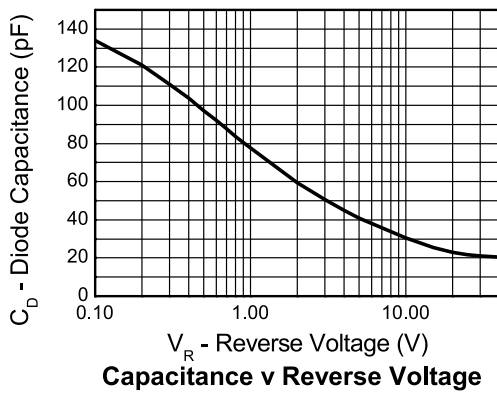
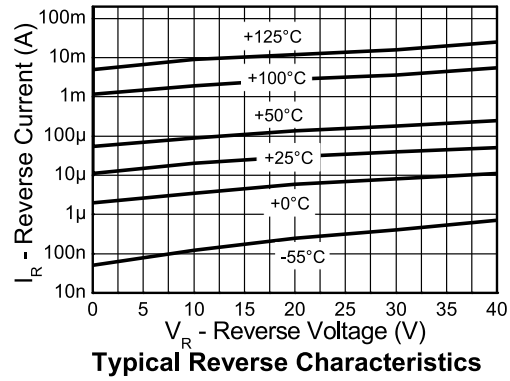
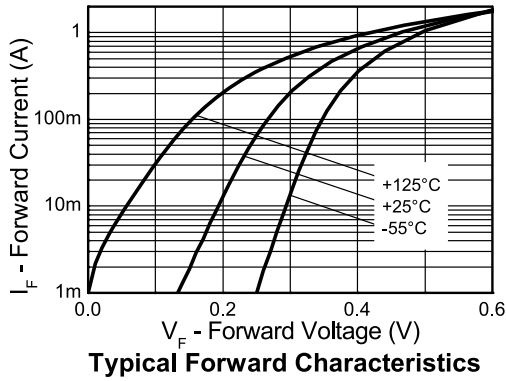


Fig.1 Operating Temperature Derating Curve

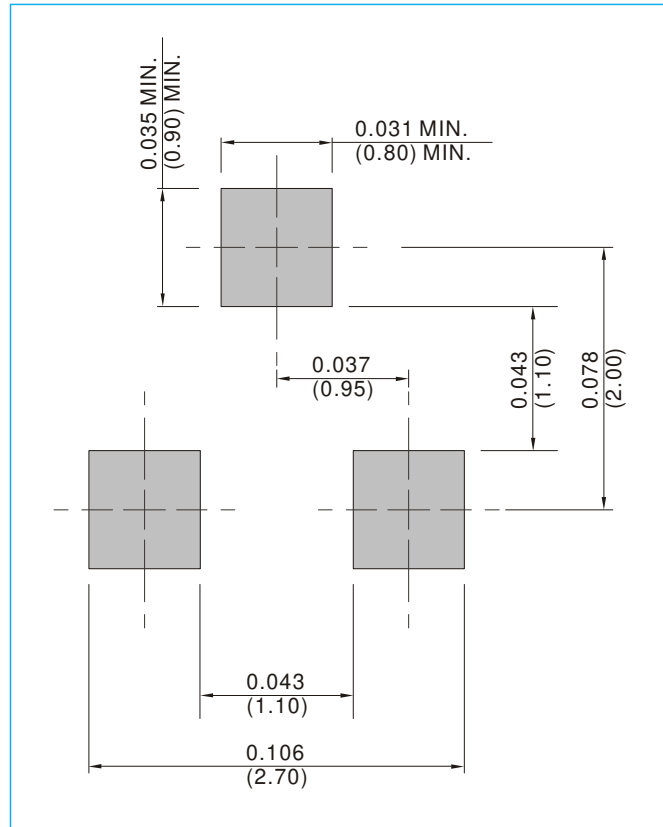


BAT750

MOUNTING PAD LAYOUT

SOT-23

Unit : inch(mm)



ORDER INFORMATION

- Packing information
 - T/R - 12K per 13" plastic Reel
 - T/R - 3K per 7" plastic Reel



BAT750

Part No_packing code_Version

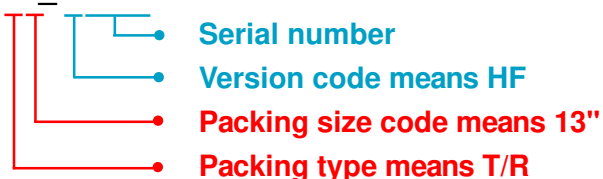
BAT750_R1_00001

BAT750_R2_00001

For example :

RB500V-40_R2_00001

Part No.



Packing Code XX				Version Code XXXXX		
Packing type	1 st Code	Packing size code	2 nd Code	HF or RoHS	1 st Code	2 nd ~5 th Code
Tape and Ammunition Box (T/B)	A	N/A	0	HF	0	serial number
Tape and Reel (T/R)	R	7"	1	RoHS	1	serial number
Bulk Packing (B/P)	B	13"	2			
Tube Packing (T/P)	T	26mm	X			
Tape and Reel (Right Oriented) (TRR)	S	52mm	Y			
Tape and Reel (Left Oriented) (TRL)	L	PANASERT T/B CATHODE UP (PBCU)	U			
FORMING	F	PANASERT T/B CATHODE DOWN (PBCD)	D			



BAT750

Disclaimer

- Reproducing and modifying information of the document is prohibited without permission from Panjit International Inc..
- Panjit International Inc. reserves the rights to make changes of the content herein the document anytime without notification. Please refer to our website for the latest document.
- Panjit International Inc. disclaims any and all liability arising out of the application or use of any product including damages incidentally and consequentially occurred.
- Panjit International Inc. does not assume any and all implied warranties, including warranties of fitness for particular purpose, non-infringement and merchantability.
- Applications shown on the herein document are examples of standard use and operation. Customers are responsible in comprehending the suitable use in particular applications. Panjit International Inc. makes no representation or warranty that such applications will be suitable for the specified use without further testing or modification.
- The products shown herein are not designed and authorized for equipments requiring high level of reliability or relating to human life and for any applications concerning life-saving or life-sustaining, such as medical instruments, transportation equipment, aerospace machinery et cetera. Customers using or selling these products for use in such applications do so at their own risk and agree to fully indemnify Panjit International Inc. for any damages resulting from such improper use or sale.
- Since Panjit uses lot number as the tracking base, please provide the lot number for tracking when complaining.