

284848-1 ✓ ACTIVE

[AMP](#) | [AMP MCP 1.5K](#), [AMP MCP 2.8](#), [AMP MCP Connector System](#)

TE Internal #: 284848-1

Housing for Female Terminals, Wire-to-Wire, 12 Position, .196 in [5 mm] Centerline, Sealable, Black, Wire & Cable, Power & Signal, Hybrid

[View on TE.com >](#)



[Connectors](#) > [Automotive Connectors](#) > [Automotive Housings](#) > [AMP MCP, SEALED CONNECTOR HOUSING](#)



Connector & Housing Type: **Housing for Female Terminals**

Mating Tab Width: **1.6 mm, 2.8 mm** [.063 in, .11 in]

Connector System: **Wire-to-Wire**

Number of Positions: **12**

Centerline (Pitch): **5 mm** [.196 in]

[All AMP MCP, SEALED CONNECTOR HOUSING \(165\)](#)

Features

Product Type Features

Connector Shape	Rectangular
Connector & Housing Type	Housing for Female Terminals
Connector System	Wire-to-Wire
Sealable	Yes
Hybrid Connector	Yes
Primary Locking Feature	On the Terminal
Connector & Contact Terminates To	Wire & Cable

Configuration Features

Number of Positions	12
Number of Rows	2

Electrical Characteristics

Operating Voltage	24 VDC
Nominal Voltage Architecture	12 V, 24 V

Body Features

Cable Exit Angle	180°
Primary Product Color	Black



Contact Features

Contact Size	1.5mm, 2.8mm
Contact Type	Receptacle
Mating Tab Width	1.6 mm, 2.8 mm [.063 in][.11 in]
Contact Current Rating (Max)	11 A, 20 A

Mechanical Attachment

Terminal Position Assurance	Yes
Strain Relief	Without
Mating Alignment Type	Polarization Slot
Mating Alignment	With
Connector Mounting Type	Cable Mount (Free-Hanging)

Housing Features

Housing Material	PA GF
Centerline (Pitch)	5 mm [.196 in]

Dimensions

Connector Height	32.6 mm [1.283 in]
Product Width	26.6 mm [1.047 in]
Product Length	45.8 mm [1.803 in]
Row-to-Row Spacing	4.5 mm [.177 in]

Usage Conditions

Operating Temperature (Max)	70 °C, 75 °C, 80 °C, 85 °C, 90 °C, 100 °C, 105 °C, 110 °C, 120 °C, 125 °C [158 °F][167 °F][176 °F][185 °F][194 °F][212 °F][221 °F][230 °F][248 °F][257 °F]
Operating Temperature Range	-25 – 125 °C [-13 – 257 °F]

Operation/Application

Circuit Application	Power & Signal
---------------------	----------------

Packaging Features

Packaging Quantity	500
Packaging Method	Box

Other

Serviceable	No
Connector Position Assurance Capable	Yes

Product Compliance


For compliance documentation, visit the product page on [TE.com](#)>

EU RoHS Directive 2011/65/EU	Compliant
EU ELV Directive 2000/53/EC	Compliant
China RoHS 2 Directive MIIT Order No 32, 2016	No Restricted Materials Above Threshold
EU REACH Regulation (EC) No. 1907/2006	Current ECHA Candidate List: JUNE 2023 (235) Candidate List Declared Against: JAN 2023 (233) Does not contain REACH SVHC
Halogen Content	Low Halogen - Br, Cl, F, I < 900 ppm per homogenous material. Also BFR/CFR/PVC Free
Solder Process Capability	Not applicable for solder process capability

Product Compliance Disclaimer

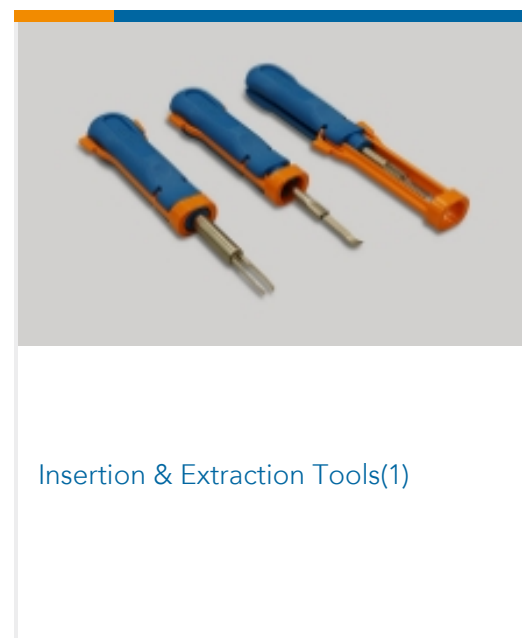
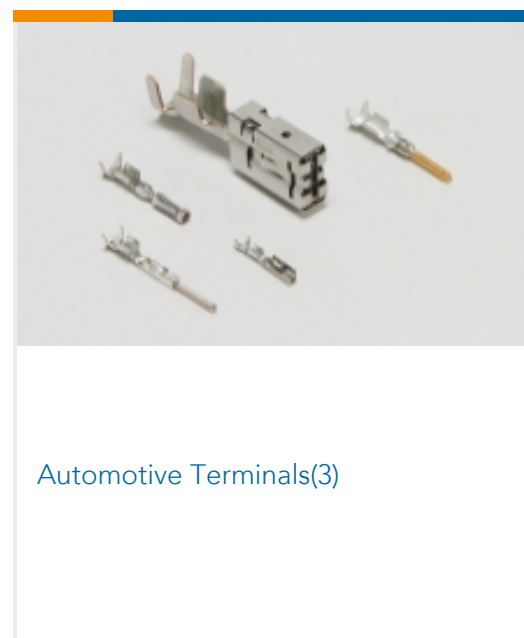
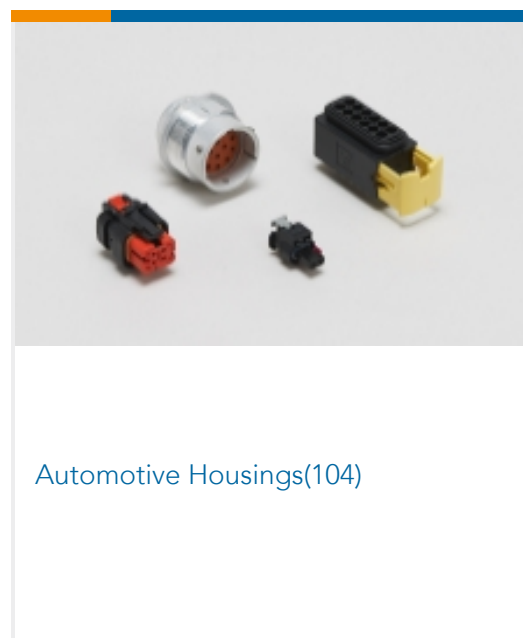

This information is provided based on reasonable inquiry of our suppliers and represents our current actual knowledge based on the information they provided. This information is subject to change. The part numbers that TE has identified as EU RoHS compliant have a maximum concentration of 0.1% by weight in homogenous materials for lead, hexavalent chromium, mercury, PBB, PBDE, DBP, BBP, DEHP, DIBP, and 0.01% for cadmium, or qualify for an exemption to these limits as defined in the Annexes of Directive 2011/65/EU (RoHS2). Finished electrical and electronic equipment products will be CE marked as required by Directive 2011/65/EU. Components may not be CE marked. Additionally, the part numbers that TE has identified as EU ELV compliant have a maximum concentration of 0.1% by weight in homogenous materials for lead, hexavalent chromium, and mercury, and 0.01% for cadmium, or qualify for an exemption to these limits as defined in the Annexes of Directive 2000/53/EC (ELV). Regarding the REACH Regulation, the information TE provides on SVHC in articles for this part number is based on the latest European Chemicals Agency (ECHA) 'Guidance on requirements for substances in articles' posted at this URL: <https://echa.europa.eu/guidance-documents/guidance-on-reach>

Compatible Parts

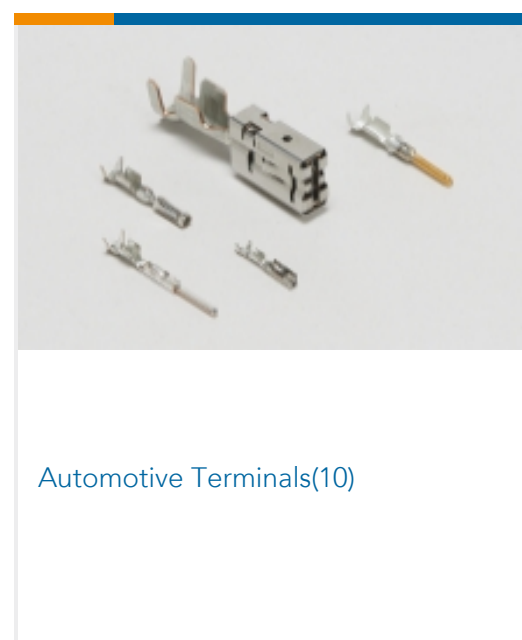
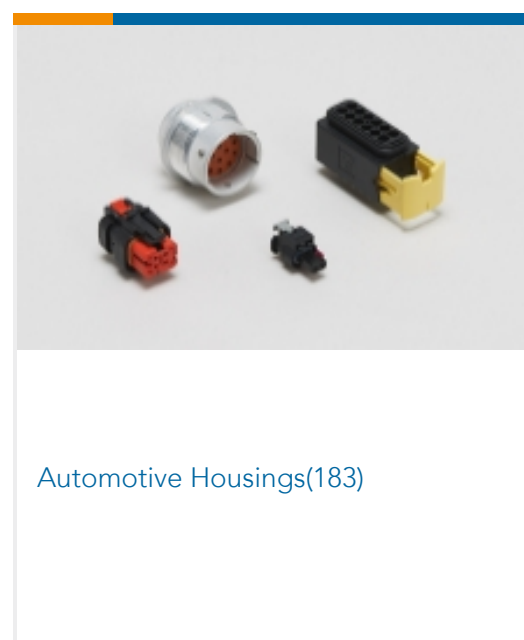
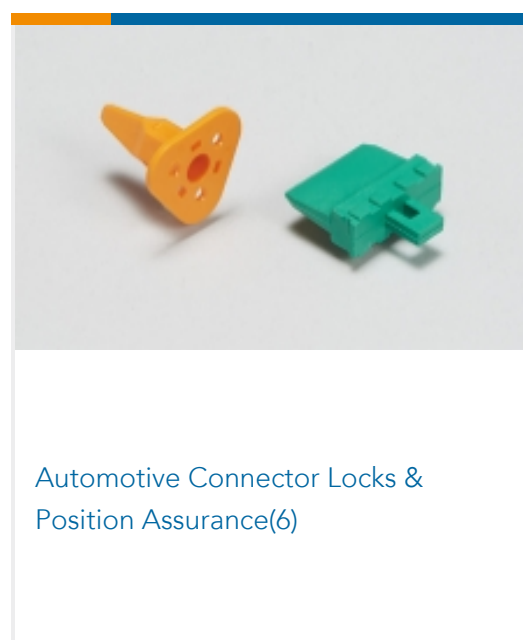

 <p>TE Part # CAT-AM705-CH8172 AMP MCP, SEALED CONNECTOR HOUSING</p>	 <p>TE Part # 828922-1 2,5MM CAVITY PLUG FOR 5,4MM DI</p>	 <p>TE Part # 963293-1 SEALING F JPT+2,8</p>	 <p>TE Part # 963292-1 WIRE SEALING 2,2</p>
---	---	---	--




Also in the Series | **AMP MCP 1.5K**



Also in the Series | **AMP MCP 2.8**







Connector Seals & Cavity Plugs(1)



Insertion & Extraction Tools(6)



Module Components(1)




PCB Headers & Receptacles(1)

Also in the Series | AMP MCP Connector System



Automotive Connector Caps & Covers (25)



Automotive Connector Locks & Position Assurance(7)



Automotive Housings(360)



Automotive Terminals(135)




Connector Seals & Cavity Plugs(6)



Insertion & Extraction Tools(13)



Other Automotive Connector Accessories(2)



PCB Headers & Receptacles(30)

Customers Also Bought




TE Part #828906-2
BLINDSTOPFEN 1,5SYS



TE Part #1743354-2
MT-II/JPT SLD 16P CAP HSG



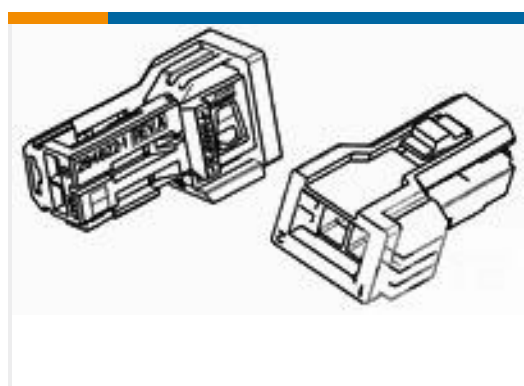
TE Part #1241396-2
AMP MCP 2.8K, CONTACT, SWS



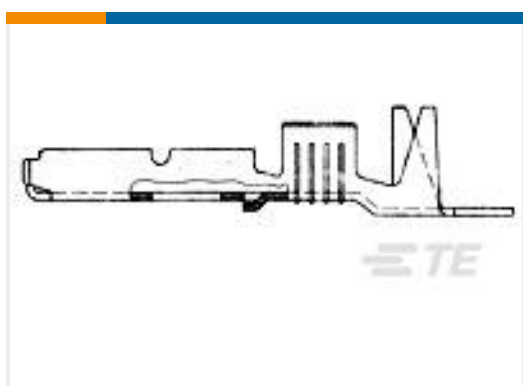
TE Part #1394005-1
6POS MQS REC COD A



TE Part #1745032-1
2 POS. MCP2.8 CONNECTOR FOR IGNITION KEY



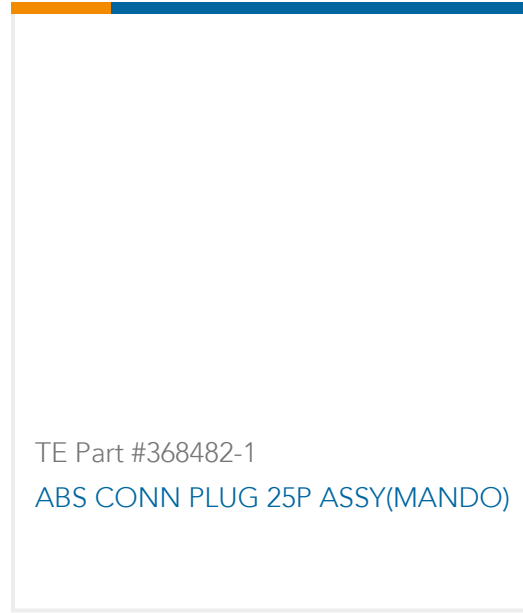
TE Part #284820-1
2 pos 070 New Generation



TE Part #281938-3
MIC MARKII RCPT CONTACT



TE Part #281871-1
5MM PITCH TAB/RCPT CONN



Documents

Product Drawings

12 POS MCP HYBRID FEMALE CONN

English

CAD Files

3D PDF

3D

Customer View Model

[ENG_CVM_CVM_284848-1_D.2d_dxf.zip](#)

English

Customer View Model

[ENG_CVM_CVM_284848-1_D.3d_igs.zip](#)

English

Customer View Model

[ENG_CVM_CVM_284848-1_D.3d_stp.zip](#)

English

By downloading the CAD file I accept and agree to the [Terms and Conditions](#) of use.

Product Specifications

Application Specification

English

Instruction Sheets

Instruction Sheet (non U.S.)

English