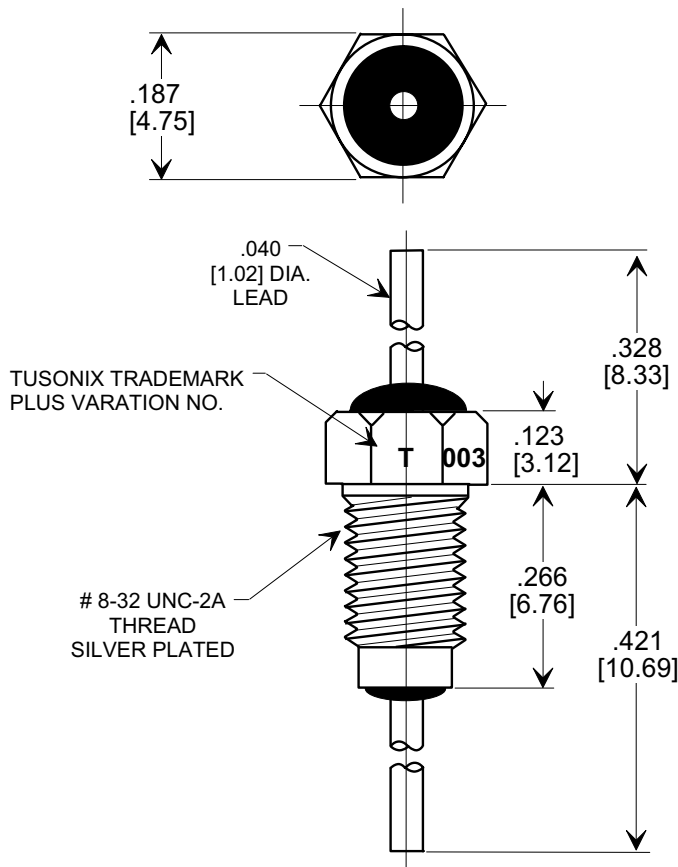
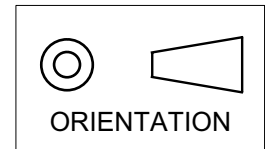
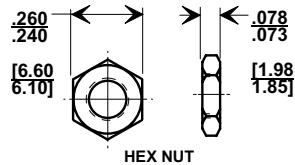
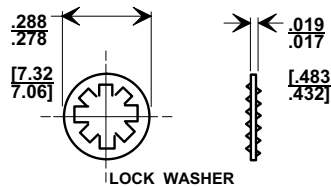


MARKETING SALES DRAWING
DIMENSIONS IN INCHES - DO NOT SCALE THIS DRAWING
DIMENSIONS IN METRIC - []

Electrical Testing
per Tusonix standard
test plans and Mil-Std-202
Test Methods.



MOUNTING HARDWARE



NOTES:

1. TUSONIX STANDARD PART NUMBER: 4404-003.
TUSONIX RoHS COMPLIANT PART NUMBER: 4404-003 LF.
CUSTOMER MUST SPECIFY STANDARD OR RoHS PART NUMBER WHEN ORDERING.
2. PART MARKING: TRADEMARK AND VARIATION NUMBER.
STANDARD PART: BLACK INK. RoHS PART: GREEN INK.
3. OPERATING TEMPERATURE RANGE: -55°C TO +125°C.
4. SILVER PLATED CASE AND MOUNTING HARDWARE, SILVER PLATED LEAD
5. NUT AND LOCKWASHER INCLUDED.
6. MAX. RECOMMENDED MOUNTING TORQUE: 2.0 Lb.-IN.
7. MAX. RECOMMENDED SOLDERING TEMPERATURE: 260°C.
SEE INSTALLATION RECOMMENDATIONS.

100,000	100	10A	20	29	38	44	47	55	65
MIN. CAP.(pf)	125 °C	DC CURRENT (AMPS)	1 MHz	3 MHz	10 MHz	30 MHz	100 MHz	300 MHz	1GHz
	DC WORKING VOLTAGE		MINIMUM NO LOAD INSERTION LOSS (dB) AT 25°C PER MIL-STD-220						

X-2015 Rev-0	REVISION RECORD		TUSONIX TUCSON, ARIZONA	--TOLERANCES-- Unless Otherwise Specified		Title	
	Original Release	0		DECIMAL ±.031 [±0.79]	BUSHING STYLE EMI FILTER		
	C.O. 950201-2			ANGLES ±			
	HARDWARE, NOTES & CAP CHART. S.M. 02-24-95				Approved	O.S. 02-14-95	
RE-ISSUE 950201-2 1			A	4404-003			
REVISED NOTES, ADDED PROJECTION & DECIMAL. S.M. 05-05-05							
20050428-2-02 2							