PART NUMBER	REV	FIRST USED	TERMINATOR	FEED TYPE	DESCRIPTION
1339747-1	B	-	BENCH & LEADMAKER	MECH POST FEED	HD-I APPLICATOR
7-1339747-1	B	-	BENCH & LEADMAKER	MECH POST FEED	-1 AND SPARE PARTS
7-1339747-7	A	-	-	-	SPARE PARTS KIT

USED ON -

CRIMP DATA PRONER TERMINAL PRONER CRIMP SPECS

TERMINAL NAME: 2.8MM CLIP

CRIMP	SIZE	TYPE	RANGE
WIRE	1.78 [.070 IN]	F	0.22mm² - 1.00mm²
INSUL	2.54 [.100 IN]	F	1.40-2.60 [.055-.102 IN]

WIRE STRIP LENGTH 3.80-4.80 [.150-.189 IN]

APPL INSTRUCTION 408-8323

TERMINAL - -
APPL SPEC PRONER DRG. 50611 REV B1

FEED 17.80 [.701 IN]

TERMINALS APPLIED

AMP PN	-	-	-	-
1544513	-	-	-	-
-	-	-	-	-
-	-	-	-	-
-	-	-	-	-
-	-	-	-	-
-	-	-	-	-
-	-	-	-	-

WIRE SIZE mm² AWG	CRIMP HEIGHT	PIN PN AND LENGTH [IN]
1.00mm²	1.28 ±0.05 [.050 ±.002 IN]	3-354779-0 [.3140]
0.75mm²	1.18 ±0.03 [.046 ±.001 IN]	3-354779-8 [.3180]
0.50mm²	1.07 ±0.03 [.042 ±.001 IN]	4-354779-6 [.3220]
0.38mm²	1.02 ±0.03 [.040 ±.001 IN]	4-354779-9 [.3235]
0.22mm²	0.94 ±0.03 [.037 ±.001 IN]	5-354779-4 [.3260]
-	-	-
-	-	-
-	-	-
-	-	-
-	-	-
-	-	-
-	-	-
-	-	-
-	-	-
-	-	-

SET UP GAGE	LAYOUT
458638-3	L1339747

1. RECOMMENDED SPARE PARTS.
2. GREASE RAM, CAM, CAM FOLLOWER AND FEED ROD LIGHTLY.
3. LUBRICATE DAILY PER THE APPLICATOR INSTRUCTION SHEET SUPPLIED WITH THE APPLICATOR.
4. CUT TO LENGTH AT ASSEMBLY.

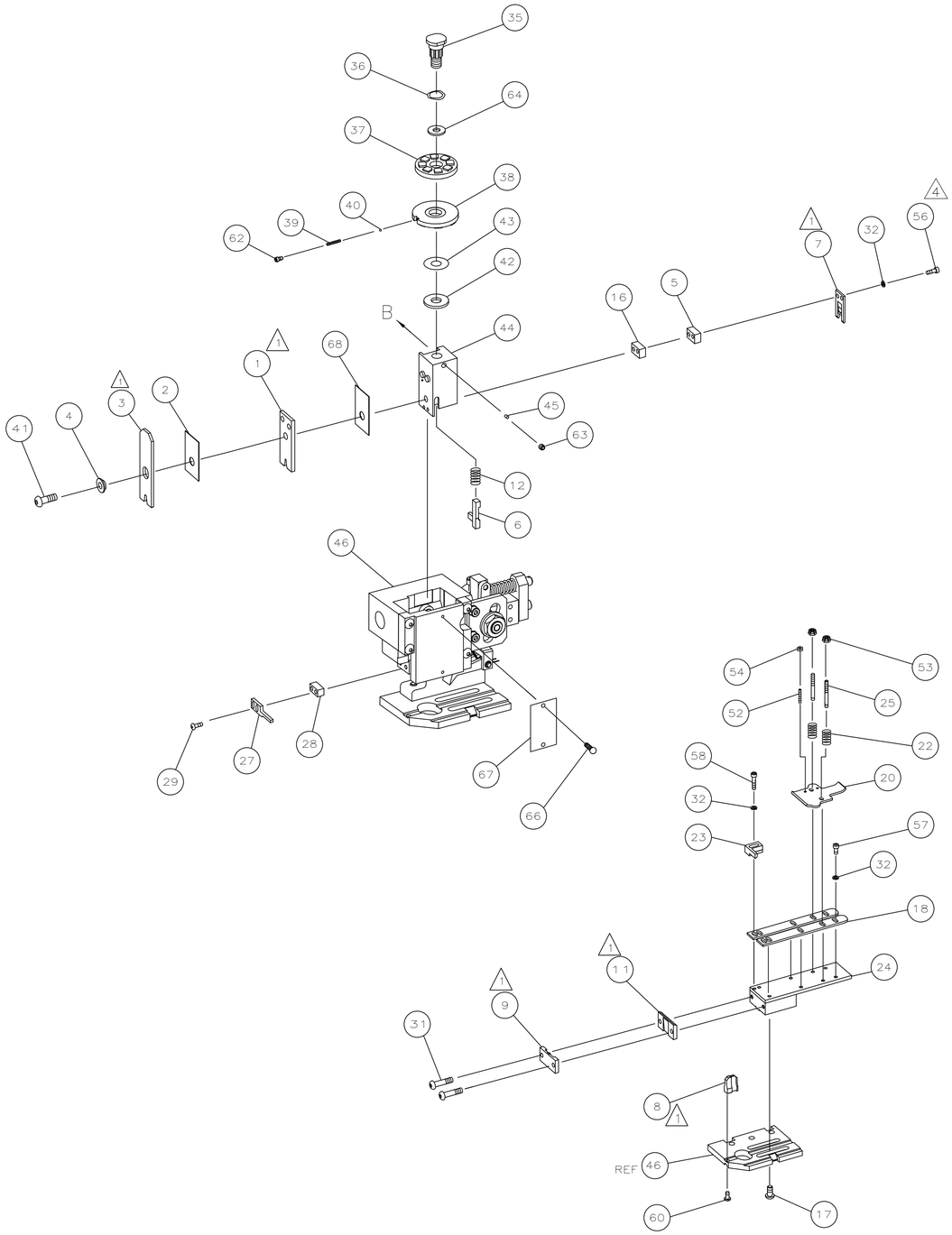

QTY REQD PER ASSY				PART NO	DESCRIPTION	ITEM NO
-	1	1	-	1339747	PRINT, APPLICATOR LOG SHEET	72
-	1	1	-	1338705-2	DOCUMENTATION PACKAGE	71
						70
						69
-	1	1	-	455888-1	SPACER, CRIMPER	68
-	1	1	-	461264-1	PLATE, IDENTIFICATION	67
-	2	2	-	21017-2	SCR,DRIVE(#2X.19)ID PLATE	66
						65
-	1	1	-	986950-1	WASHER, FLAT PRECISION	64
-	1	1	-	3-18031-0	SCR,SKT SET(M6X6)RAM	63
-	1	1	-	18023-9	SCR,SKT CAP(M4X6)CP DSC	62
						61
-	1	1	-	18024-7	SCR,BHC(M4X10)ANVIL	60
						59
-	2	2	-	1-18023-3	SCR,SHC(M4X16)HOLD DOWN	58
-	5	5	-	1-18023-0	SCR,SHC(M4X8)STRIP GUIDE	57
4 -	2	2	-	1-18023-2	SCR,SHC(M4X12)SLUG BLADE	56
						55
-	2	2	-	18029-1	NUT,HEX(M3)DRAG	54
-	2	2	-	986965-1	NUT,HEX SL(M4)DRAG STUD	53
-	2	2	-	2-18032-2	SCR,SKT SET(M3X10)DRAG	52
						51
						50
-	1	1	-	18024-3	SCR,BHC(M3X10)CAM	49
						48
-	1	1		1338676-1	CAM, POST-FEED 30 & 40 mm ST	47
-	1	1	-	1338662-1	APPLICATOR, BASIC (SUBASSY)	46
-	1	1	-	690191-1	PLUG, NYLON	45
-	1	1	-	1320998-1	RAM	44
-	1	1	-	690125-1	WASHER, LAMINATED	43
-	1	1	-	690124-1	WASHER, RAM	42
-	1	1	-	2-18024-6	SCREW,BHC(M8X25)CRIMPER	41
-	1	1	-	23241-1	BALL, STEEL	40
-	1	1	-	2-22278-7	SPRING, COMPRESSION	39
-	1	1	-	1320922-1	DISC, INSULATION	38
-	1	1	-	354777-1	WIRE DISC, PLASTIC	37
-	1	1	-	22480-5	WASHER, SPRING	36
-	1	1	-	690212-1	POST, RAM	35
						34
						33
-	9	9	-	18025-2	WASHER,LOCK(M4)SHEAR BL	32
-	2	2	-	1-18024-0	SCR,BHC(M4X20)SHEAR PL	31
						30
-	2	2	-	18024-8	SCR,BHC(M4X12)STRIPPER	29
-	1	1	-	3-690451-2	SPACER, STRIPPER	28
-	1	1	-	240639-1	STRIPPER	27
						26
-	2	2	-	1320906-1	DRAG, STUD	25
-	1	1	-	1-1320995-2	PLATE, STRIP GUIDE	24
-	1	1	-	240825-4	PLATE, STRIP HOLD DOWN	23
-	2	2	-	4-22281-1	SPRING, DRAG	22
						21
-	1	1	-	1338665-1	DRAG, STOCK	20
						19
-	2	2	-	1338663-4	GUIDE, LOWER STRIP	18
-	4	4	-	1-18024-8	SCR,BHC(M6X12)STRIP GD PL	17
-	1	1	-	1338708-1	SPACER, SLUG BLADE	16
						15
						14
						13
-	1	1	-	23846-1	SPRING, HOLD DOWN	12
1 -	1	1	-	240644-3	PLATE, REAR SHEAR	11
						10
-	1	1	-	690482-5	PLATE, FRONT SHEAR	9
1 -	2	1	-	2-1333215-3	ANVIL	8
-	1	1	-	690474-5	BLADE, SLUG	7
-	1	1	-	2-455892-8	HOLD DOWN, TERMINAL	6
-	1	1	-	6-240641-7	SPACER, SLUG BLADE	5
-	1	1	-	238009-1	SPACER, BLOCK CRIMPER	4
1 -	2	1	-	2-456134-0	CRIMPER, INSULATION	3
-	1	1	-	455888-3	SPACER, CRIMPER	2
1 -	2	1	-	456418-1	CRIMPER, WIRE	1
-77	-71	-1	U/M			

PARTS LIST

VIEW B ROTATED 180°

POST-FEED 40 mm STROKE

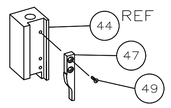

LEADMAKER OR BENCH G

POST-FEED 30 mm STROKE

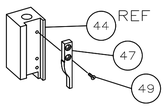

K TERMINATOR BENCH MACHINE

LOC A
DIST 66

P	LTR	REVISION RECORD	DATE	DWN	APVD
B		ECR-11-010842	5-2011	MY	GB

DIMENSIONS: INCHES

TOLERANCES UNLESS OTHERWISE SPECIFIED:
0 PLC ± -
1 PLC ± -
2 PLC ± -
3 PLC ± -
4 PLC ± -
ANGLES ± -
SURFACE TEXTURE -√-

DWN 14JUL04 L.LOFTHOUSE
CHK - -
APVD 14JUL04 F.BACKHURST
MATERIAL - -
HEAT TREAT - -

TE Connectivity

NAME END FEED HD-I APPLICATOR

SCALE - | SIZE A1 | DRAWING NO 1339747 | SHEET 1 OF 1 | REV B

CUSTOMER ACCESSIBLE PRODUCTION DRAWING

THIS DRAWING IS A CONTROLLED DOCUMENT. DWG NO 1339747

THIS INFORMATION IS CONFIDENTIAL AND PROPRIETARY TO TYCO ELECTRONICS CORPORATION AND ITS WORLDWIDE SUBSIDIARIES AND MAY NOT BE REPRODUCED OR DISCLOSED TO ANYONE OUTSIDE THE ORGANIZATION THAN TE PERSONNEL, WITHOUT AUTHORIZATION FROM TE (www.TE.com).

3308-8 (3/11)