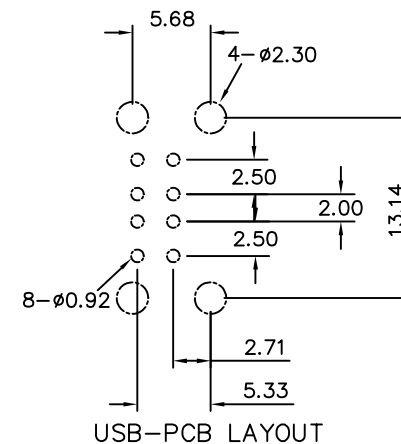
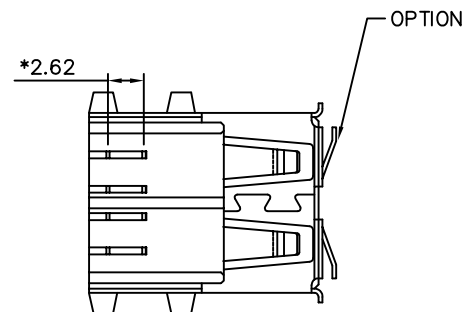
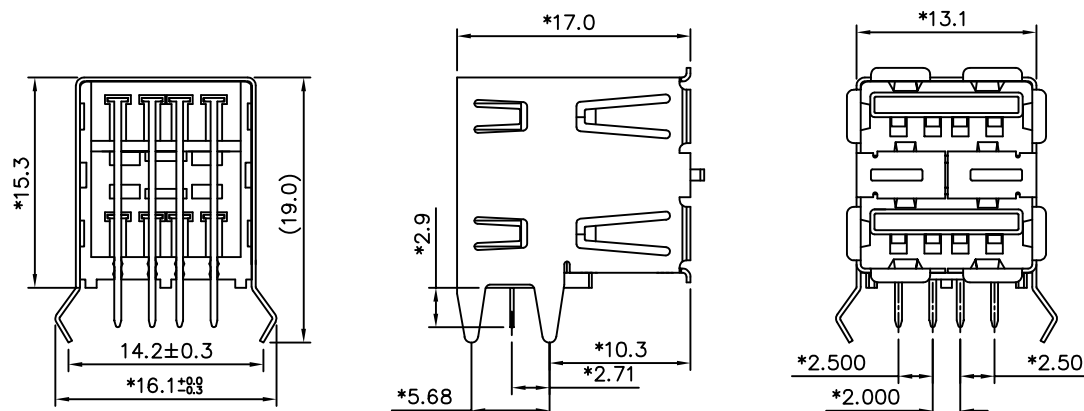


REVISION RECORD		
REV	DESCRIPTION	DRFT
11	OLD DRAWING CHECK IN	AMY 10/16/07
12	CONTACT RESISTANCE: FROM 30 TO 50 MILLIOHMS MAX	SIX 9/21/2010



NOTES:

- MATERIAL:  
TERMINAL—C5191 PHOSPHOR BRONZE HARD. (t=0.25mm)  
SHIELD—(t=0.30mm)COPPER ALLOY OR PHOSPHOR BRONZE.  
HOUSING—PBT+ 30% G.F. UL94V-0/COLOR: WHITE & BLACK.
  - PLATING:  
CONTACT—AREA—SELECTIVE PLATING. ON THE MATING END.  
TAILS—150u" TIN—LEAD MIN OVER 50u" NICKEL.  
SHIELD—120u" TIN—LEAD MIN OVER 50u" NICKEL.  
OR 100u"~120u" NI OVER 40u" Cu.
  - TOLERANCE: ±0.3mm.±3'
  - GAP. 0.25mm (Max.)
  - ELECTRICAL:  
VOLTAGE RATING: 30 VAC RMS.  
CURRENT RATING: 1.0 AMP
- 12 CONTACT RESISTANCE: 50 MILLIOHMS MAX  
INSULATION RESISTANCE: 1000 MEGOHMS MIN @500 VDC  
DIELECTRIC STRENGTH: 750 VAC RMS 60 HZ, 1 MIN  
OPERATING LIFE: 1500 CYCLES MIN  
MATING FORCE: 3.5 KGS MAX  
UNMATING FORE: 1 KGS MIN  
STORAGE: -40°C TO +85°C  
OPERATION: -40°C TO+85°C  
CAPACITANCE: 2 PF MAX 1KHZ  
WAVE SOLDERING TEMPERATURE 230-250(3~5 SECONDS)  
6.FRE OLD DRAWING NUMBER GE813013

PART NO.	REV	PLATING	SHIELD TYPE	MATERIAL
E8144-101021-L	C	Au 3u"	NICKEL	A06-0080-L BACK

MM (INCH)		DFTO LINGER	DATE 3/28/05	Pulse A TECHNICAL COMPANY		RoHS Compliant	
TOLERANCES EXCEPT AS NOTED		CHKD AJICE	DATE 10/13/2010	TITLE PULSE			
MM	±	APPVLLUSHENG	DATE 10/13/2010	USB A TYPE STACK			
.0 ± 0.20	±	MATERIAL :		DRAWING NO. E8144-1XXX2X-L2		SIZE A3	REV 12
.00 ± 0.15	±	ANGLES ± 0.5°		/PART NO. E8144-1XXX2X-L2		DO NOT SCALE DRAWING	
.000 ± 0.075	±	THIRD ANGLE PROJECTION		SCALE : 1:2		SHEET 1 OF 1	